



**DENTAL ASSISTING COUNCIL  
OF THE DENTAL BOARD OF CALIFORNIA**

Regulatory Development for Dental Assisting  
Educational Program and Course Requirements

**Thursday, December 12, 2013  
Workshop**

Department of Consumer Affairs  
2005 Evergreen Street  
Lake Tahoe Room, Suite 1290  
Sacramento, California 95815



## **DENTAL ASSISTING COUNCIL WORKSHOP NOTICE AND AGENDA**

### **REGULATORY PROPOSAL DEVELOPMENT FOR DENTAL ASSISTING EDUCATIONAL PROGRAM AND COURSE REQUIREMENTS**

**Thursday, December 12, 2013**

Department of Consumer Affairs  
2005 Evergreen Street, Lake Tahoe Room, Suite 1290  
Sacramento, CA 95815  
(916) 263-2300 (Board Office)

#### **Members of the Dental Assisting Council**

Teresa Lua, RDAEF, Chair  
Anne Contreras, RDA, Vice Chair  
Pamela Davis-Washington, RDA  
Judith Forsythe, RDA  
Michele Jawad, RDA  
Emma Ramos, RDA  
Bruce Whitcher, DDS

Public comments will be taken on agenda items at the time the specific item is raised. All times are approximate and subject to change. Agenda items may be taken out of order to accommodate speakers and to maintain a quorum. The meeting may be cancelled without notice. Time limitations for discussion and comment will be determined by the Council Chair. For verification of the meeting, call (916) 263-2300 or access the Board's website at [www.dbc.ca.gov](http://www.dbc.ca.gov). This Council meeting is open to the public and is accessible to the physically disabled. A person who needs a disability-related accommodation or modification in order to participate in the meeting may make a request by contacting Karen M. Fischer, Executive Officer, at 2005 Evergreen Street, Suite 1550, Sacramento, CA 95815, or by phone at (916) 263-2300. Providing your request at least five business days before the meeting will help to ensure availability of the requested accommodation.

**\*\*\* NO ACTION WILL BE TAKEN DURING THIS WORKSHOP \*\*\***

#### **8:30 A.M. MEETING OF THE DENTAL ASSISTING COUNCIL**

1. Call to Order/Roll Call/Establishment of Quorum
2. Welcome and Introductions
3. Workshop Purpose
4. Staff Report on Recent History Regarding Regulatory Proposals for Dental Assisting Educational Program and Course Requirements

5. Open Discussion Regarding the Development of a Regulatory Proposal to Revise California Code of Regulations, Title 16, Division 10, Chapter 3, Article 2 Relating to Dental Assisting Educational Programs and Courses  
*Stakeholders are encouraged to participate in the open discussion and to submit any recommendations relating to the regulatory proposal in writing.*
6. Discussion of Next Steps: Where do we go from here? Future meetings; sharing of existing documents, further research, recommendations to the Council, submission of proposal to Board, etc.
7. Adjournment



## MEMORANDUM

<b>DATE</b>	December 3, 2013
<b>TO</b>	Dental Assisting Council Members
<b>FROM</b>	Sarah Wallace, Legislative & Regulatory Analyst
<b>SUBJECT</b>	<b>Agenda Item 3: Workshop Purpose</b>

At its August meeting, the Board voted unanimously to accept the Dental Assisting Council's recommendation that the Dental Assisting Educational Program and Course Requirements be included as a regulatory priority for Fiscal Year 2013-14. This proposal would include:

- General Provisions Governing All Dental Assistant Educational Programs and Courses (Cal. Code of Regs., Title 16, Section 1070);
- Educational Program and Course Definitions and Instructor Ratios (Cal. Code of Regs., Title 16, Section 1070.1);
- Approval of Registered Dental Assistant Educational Programs (Cal. Code of Regs., Title 16, Section 1070.2);
- Approval of Pit and Fissure Sealant Courses (Cal. Code of Regs., Title 16, Section 1070.3);
- Approval of Coronal Polishing Courses (Cal. Code of Regs., Title 16, Section 1070.4);
- Approval of Ultrasonic Scaling Courses (Cal. Code of Regs., Title 16, Section 1070.5);
- Approval of Infection Control Courses (Cal. Code of Regs., Title 16, Section 1070.6);
- Approval of Orthodontic Assistant Permit Courses (Cal Code of Regs., Title 16, Section 1070.7);
- Approval of Dental Sedation Assistant Permit Courses (Cal Code of Regs., Title 16, Section 1070.8);
- Radiation Safety Course Requirements for Dental Assistants, Registered Dental Assistants, and Registered Dental Assistants in Extended Functions (New Regulation – Separate from Section 1014 and 1014.1);
- Approval of Registered Dental Assistant in Extended Functions (RDAEF) Educational Programs (Cal. Code of Regs., Title 16, Section 1071); and
- Educational Methodology Course Requirements (New Regulation).

The Council agreed to hold noticed workshops apart from Board meetings so that the Council may work in unison with stakeholders and members of the public to develop the regulatory proposal to forward to the Board.

Staff anticipates that this will be the first of several workshops to develop a regulatory proposal to recommend forwarding to the Board for initiation of a rulemaking. Stakeholders are encouraged to participate in these workshops and to submit any recommendations to the Council in writing.



## MEMORANDUM

<b>DATE</b>	December 3, 2013
<b>TO</b>	Dental Assisting Council Members
<b>FROM</b>	Sarah Wallace, Legislative & Regulatory Analyst
<b>SUBJECT</b>	<b>Agenda Item 4:</b> Staff Report on Recent History Regarding Regulatory Proposals for Dental Assisting Educational Program and Course Requirements

Assembly Bill 2637 (Eng, Chapter 499, Statutes of 2008) was signed into law on September 28, 2008. The provisions of this bill related to the allowable duties and settings for dental assistants, Registered Dental Assistants (RDA), Registered Dental Assistants in Extended Functions (RDAEF), two new permit categories for Orthodontic Assistants (OA) and Dental Sedation Assistants (DSA), and requirements for the 8-hour infection control course. These provisions became effective on January 1, 2010.

The standards and criteria for programs and courses for the categories previously listed were included within the provisions of the bill because the Board's then-current regulations for program and course approval were not relevant to the allowable duties effective January 1, 2010. AB 2637 included repeal dates on the program and course approval criteria, with the understanding that regulations would be pursued to clarify specific standards and criteria that the programs and courses would need to meet to obtain Board-approval.

At its November 2009 meeting, the Board promulgated a rulemaking to establish the instructional requirements for RDA programs, RDAEF programs, OA permit courses, DSA permit courses, and the 8-hour infection control course via regulations so that the Board would be authorized to continue approving such programs and courses after the January 1, 2011 repeal date of the statutes.

On November 11, 2011, the Board's regulations became effective. It should be noted that the requirements for the radiation safety course, pit and fissure sealant course, coronal polishing course, and ultrasonic scaling course have not been updated.

Additionally, at its April 2009 meeting, the Board reviewed proposed language relevant to the approval of the 30-hour and 2-hour instructional methodology courses. A rulemaking was never promulgated.



## MEMORANDUM

<b>DATE</b>	December 3, 2013
<b>TO</b>	Dental Assisting Council Members
<b>FROM</b>	Sarah Wallace, Legislative & Regulatory Analyst
<b>SUBJECT</b>	<b>Agenda Item 5:</b> Open Discussion Regarding the Development of a Regulatory Proposal to Revise California Code of Regulations, Title 16, Division 10, Chapter 3, Article 2 Relating to Dental Assisting Educational Programs and Courses

Board staff has conducted a preliminary review of the existing regulatory language relating to Dental Assisting Educational Program and Course Requirements and has provided the attached draft proposed language for the Council's review prior to the December 12<sup>th</sup> meeting. Please note that this is a "working document" and is not a final staff proposal. This document is only intended to provide preliminary staff input to help facilitate the initial discussions related to this proposal.

Staff recommendations include amendments to provide clarity and consistency with other regulatory provisions and to eliminate duplication. Additionally, staff has presented questions for the Council's consideration to assist staff in further language development.

The proposed requirements for the educational methodology are based on language considered by the Board at its April 2009 meeting.

The Council may hold an open discussion regarding the development of this regulatory proposal with stakeholders and Board staff during this noticed workshop. Stakeholders are encouraged to participate in the open discussion and to submit any recommendations relating to the regulatory proposal in writing.

Please note that, pursuant to the Administrative Procedure Act (Government Code § 11340 *et seq.*), regulations must comply with six legal review standards as follows:

- (1) **Necessity:** Is there demonstrated evidence that there is a need for the regulation?
- (2) **Authority:** Has the Legislature delegated to the Board the power to adopt this regulation?

- (3) Consistency: Does the regulation conflict with other regulations or statutes?
- (4) Clarity: Can the regulation be easily understood by those affected?
- (5) Non-Duplication: Does the regulation duplicate other regulations or statutes?
- (6) Reference: Which statute does the regulation implement, interpret, or make specific?



# **\*\*\*WORKING DOCUMENT\*\*\***

## **TITLE 16. DENTAL BOARD OF CALIFORNIA DEPARTMENT OF CONSUMER AFFAIRS**

### **DRAFT PROPOSED LANGUAGE**

#### **CHAPTER 3. DENTAL AUXILIARIES**

##### **ARTICLE 2. EDUCATIONAL PROGRAMS AND COURSES**

###### **§ 1070. General Provisions Governing All Dental Assistant Educational Programs and Courses.**

- (a) (1) The criteria in subdivisions (b) to (j), inclusive, shall be met by a dental assisting program or course and all orthodontic assisting and dental sedation assisting permit ~~programs or courses~~ to secure and maintain approval by the Board as provided in this Article.
- (2) The Board may approve, provisionally approve, or deny approval of any program or course for which an application to the Board for approval is required. All Registered Dental Assistant (RDA) and Registered Dental Assistant in Extended Functions (RDAEF) programs and dental assisting educational courses shall be re-evaluated approximately every seven years, but may be subject to re-evaluation and inspection by the Board at any time to review and investigate compliance with this Article and the Dental Practice Act (Act). Re-evaluation ~~may~~shall include a ~~site visit~~ or written documentation and may include a site visit that ensures compliance with all regulations. Results of re-evaluation shall be reported to the Board or its designee for final consideration and continuance of program or course approval, provisional approval or denial of approval.
- (3) Program and course records shall be subject to inspection by the Board at any time.
- (4) The Board may withdraw approval at any time that it determines that a program or course does not meet the requirements of this Article or any other requirement in the Act.
- (5) All programs and courses shall be established at the postsecondary educational level or deemed equivalent thereto by the Board.
- (6) The Board or its designee may approve, provisionally approve, or deny approval to any such program or course. ~~Provisional approval shall not be granted for a period which exceeds the length of the program.~~ When the Board provisionally approves a program or course, it shall state the reasons therefore. Provisional approval shall be limited to those programs or courses which substantially comply with all existing standards for full approval. A program or course given provisional approval shall immediately notify each student of such status. If the Board denies approval of a program or course, the specific reasons

# \*\*\*WORKING DOCUMENT\*\*\*

therefore shall be provided to the program by the Board in writing within 90 days after such action.

**Question for the Council - Should provisions be added for the Board's withdrawal of approval of previously approved programs and courses if it becomes evident that a program or course is not in compliance with the Board's laws and regulations?**

**Question for the Council – Should provisions be added to address how a program or course may re-apply for Board approval? What would be required for re-approval (e.g. application incorporated by reference, applicable fees, proof of re-accreditation, etc.)?**

**Question for the Council – Should provisions be added to requirements for a program or course's voluntary withdrawal of Board approval upon closure or discontinuance of the program or course? Additionally, if a program or course voluntarily withdraws its Board approval, should provisions be added to address how the program or course apply for re-approval in the event the program or course re-opens or is re-established? What sort of notification requirements need to be included (e.g. notification to the Board, notification to students)?**

(b) The program or course director shall possess a valid, active, and current license issued by the Board or the dDental hHygiene eCommittee of California. The program or course director shall actively participate in and be responsible for the day to day administration of the program or course. Specifically, the program or course director shall be responsible for the following requirements:

(1) Maintaining for a period of not less than ~~five~~seven (7) years copies of curricula, program or course outlines, objectives, and grading criteria, and copies of faculty credentials, licenses, and certifications, and individual student records, including those necessary to establish satisfactory completion of the program or course.

(2) Informing the Board of any ~~major~~ change to the program or course content, physical facilities, or faculty, within 10 days of the change.

(3) Ensuring that all staff and faculty involved in clinical instruction meet the requirements set forth in this Article.

(c) Course faculty and instructional staff shall be authorized to provide instruction by the program or course director at the educational facility in which instruction is provided.

**Question for the Council – Should paragraph (c) be removed? Staff has found that this paragraph's causes confusion with programs and courses because the**

## **\*\*\*WORKING DOCUMENT\*\*\***

**specific meaning of this paragraph is not clear. Is it possible to rephrase this paragraph to clearly demonstrate the intent of the provision?**

(d) No faculty or instructional staff member shall instruct in any procedure that he or she does not hold a license or permit in California to perform. Each faculty or instructional staff member shall possess a valid, active, and current license issued by the Board or the Dental Hygiene Committee of California, shall have been licensed or permitted for a minimum of two years, and possess experience in the subject matter he or she is teaching. An instructor who has held a license as a registered dental assistant or registered dental assistant in extended functions for at least two years, who then becomes a permit holder as an Orthodontic Assistant on or after January 1, 2010, shall not be required to have held such a permit for two years in order to instruct in the subject area.

**Question for the Council – Business and Professions Code Section 1907 specifies that a registered dental hygienist (RDH) may perform all functions that may be performed by a registered dental assistant (RDA). Section 1907 further specifies that all persons holding a license as a RDH, registered dental hygienist in alternative practice (RDHAP), or registered dental hygienist in extended functions (RDHEF) as of December 31, 2005, are authorized to perform the duties of a registered dental assistant specified in this chapter. All persons issued a license as a RDH, RDHAP, or RDHEF on or after January 1, 2006, shall qualify for and receive a RDA license prior to performance of the duties of a RDA. Should the Board’s regulations be amended to conform to Section 1907 to ensure that RDH, RDHAP, and RDHEF faculty or instructors are sufficiently qualified to teach in the procedures of dental assisting?**

(e) A certificate, diploma, or other evidence of completion shall be issued to each student who successfully completes the program or course and shall include the following: the student's name, the name of the program or course and its approval number issued by the Board, the program or course location, the total number of program or course hours, the date of completion, and the signature of the program or course director or his or her designee.

(f) Facilities and class scheduling shall provide each student with sufficient opportunity, with instructor supervision, to develop minimum competency in all duties for which the program or course is approved to instruct.

(1) The location and number of general use equipment and armamentaria shall ensure that each student has the access necessary to develop minimum competency in all of the duties for which the program or course is approved to instruct. The program or course provider may either provide the specified equipment and supplies or require that the student provide them. Nothing in this Section shall preclude a dental office that contains the equipment required by this Section from serving as a location for laboratory instruction.

## **\*\*\*WORKING DOCUMENT\*\*\***

**Question for the Council – California Code of Regulations, Title 16, Section 1070.2 specifies that RDA programs are required to own their equipment. Staff has encountered situations with RDA program directors felt that Section 1070(f) superseded the equipment ownership requirements of Section 1070.2. Should Section 1070(f) be amended to require all programs and courses to own the specified equipment to maintain consistency?**

(2) Clinical instruction shall be of sufficient duration to allow the procedures to be performed to clinical proficiency. Operatories shall be sufficient in number to allow a ratio of at least one operatory for every five students who are simultaneously engaged in clinical instruction.

(A) Each operatory shall contain functional equipment, including a power-operated chair for patient or simulation-based instruction in a supine position, operator and assistant stools, air-water syringe, adjustable light, oral evacuation equipment, work surface, handpiece connection, and adjacent hand-washing sink.

(B) Each operatory shall be of sufficient size to simultaneously accommodate one student, one instructor, and one patient or student partner.

(C) Prior to clinical assignments, students must demonstrate minimum competence in laboratory or preclinical performance of the procedures they will be expected to perform in their clinical experiences.

(g) The program or course shall establish written clinical and laboratory protocols that comply with the Board's Minimum Standards for Infection Control (Cal. Code Regs., Title 16, Section 1005) and other federal, state, and local requirements governing infection control. The program or course shall provide these protocols to all students, faculty, and instructional staff to ensure compliance. Adequate space shall be provided for handling, processing, and sterilizing all armamentarium.

(h) A written policy on managing emergency situations shall be made available to all students, faculty, and instructional staff. All faculty and staff involved in the direct oversight of patient care activities shall be certified in basic life support procedures, including cardiopulmonary resuscitation. Recertification intervals may not exceed two years. The program or course director shall ensure and document compliance by faculty and instructional staff. A program or course shall sequence curriculum in such a manner so as to ensure that students complete instruction in basic life support prior to performing procedures on patients used for clinical instruction and evaluation.

**Question for the Council – Should all faculty or instructional staff be certified for Basic Life Support (BLS) regardless if patient care is involved? Emergency situations may not be limited to only patients.**

# \*\*\*WORKING DOCUMENT\*\*\*

## Question for the Council – Should the certification in BLS come from a certified provider approved by The American Red Cross or The American Heart Association?

(i) A detailed program or course outline shall clearly state, in writing, the curriculum subject matter, hours of didactic, laboratory, and clinical instruction, general program or course objectives, instructional objectives, theoretical content of each subject, and, where applicable, the use of practical application. Objective evaluation criteria shall be used for measuring student progress toward attainment of specific program or course objectives. Students shall be provided with all of the following:

(1) Specific performance objectives and the evaluation criteria used for measuring levels of competence for each component of a given procedure including those used for examinations.

(2) Standards of performance that state the minimum number of satisfactory performances that are required for each performance-evaluated procedure.

(3) Standards of performance for laboratory, preclinical, and clinical functions, those steps that would cause the student to fail the task being evaluated, and a description of each of the grades that may be assigned during evaluation procedures.

(j) (1) If an extramural dental facility is utilized, students shall, as part of an extramural organized program or course of instruction, be provided with planned, supervised clinical instruction. Laboratory and preclinical instruction shall be performed under the direct supervision of program or course faculty or instructional staff and shall not be provided in an extramural dental facility.

(2) The program or course director, or a designated faculty member, shall be responsible for selecting extramural dental facility and evaluating student competence before and after the clinical assignment.

(3) Prior to student assignment in an extramural dental facility, the program or course all licensed dental healthcare workers who may provide instruction, evaluation, and oversight of the student in the clinical setting. Orientation shall include, at a minimum, the objectives of the program or course, the student's preparation for the clinical assignment, and a review of procedures and criteria to be used by the dentist or the licensed personnel in the extramural dental facility in evaluating the student during the assignment, which shall be the same as the evaluation criteria used within the program or course.

(4) There shall be a written contract of affiliation between the program or course and each extramural dental facility that includes written affirmation of compliance with the regulations of this Article (Article 2 of Chapter 3 of Division 10 of Title 16 of the California Code of Regulations).

# \*\*\*WORKING DOCUMENT\*\*\*

Note: Authority cited: Section 1614, Business and Professions Code. Reference: Sections 1750, 1750.2, 1750.4, 1752.1, 1752.4, 1752.6 and 1753, Business and Professions Code.

## § 1070.1. Educational Program and Course Definitions and Instructor Ratios.

As used in this Article, the following definitions shall apply:

(a) "Clinical instruction" means instruction in which students receive supervised experience in performing procedures in a clinical setting on patients. Clinical procedures shall only be allowed upon successful demonstration and evaluation of laboratory and preclinical skills. There shall be at least one instructor for every six students who are ~~simultaneously~~ engaged in clinical instruction.

(b) "Didactic instruction" means lectures, demonstrations, and other instruction involving theory that may or may not involve active participation by students. The faculty or instructional staff of an ~~educational institution or~~ approved course provider may provide didactic instruction via electronic media, home study materials, or live lecture modality.

(c) "Extramural dental facility" means any clinical facility utilized by a Board-approved dental assisting educational program or course for instruction in dental assisting that exists outside or beyond the walls, boundaries or precincts of the primary location of the Board-approved program or course and in which dental treatment is rendered.

(d) "Laboratory instruction" means instruction in which students receive supervised experience performing procedures using study models, mannequins, or other simulation methods. There shall be at least one (1) instructor for every ~~44~~ twelve (12) students who are ~~simultaneously~~ engaged in instruction.

(e) "Preclinical instruction" means instruction in which students receive supervised experience within the educational facilities performing procedures on simulation devices or patients which are limited to students, faculty, or instructional staff members. There shall be at least one instructor for every six students who are ~~simultaneously~~ engaged in instruction.

(f) "Simulated clinical instruction" means instruction in which students of RDAEF programs receive supervised experience performing procedures using simulated patient heads mounted in appropriate position and accommodating an articulated typodont in an enclosed intraoral environment, or mounted on a dental chair in a dental operator. Clinical simulation spaces shall be sufficient to permit one simulation space for each 2 students at any one time.

Note: Authority cited: Section 1614, Business and Professions Code. Reference: Sections 1750, 1750.2, 1750.4, 1752.1, 1752.4, 1752.6 and 1753, Business and Professions Code.

# **\*\*\*WORKING DOCUMENT\*\*\***

## **§ 1070.2. Approval of Registered Dental Assistant Educational Programs.**

(a) All Registered Dental Assistant (RDA) programs in California shall apply for and receive Board approval prior to operation by submitting to the Board a completed “Registered Dental Assistant (RDA) Program Application for Approval by the Dental Board of California (New [INSERT DATE])”, which is hereby incorporated by reference, accompanied by a non-refundable fee of \$1,400.

(b) The Board may, in lieu of conducting its own investigation, accept the findings of any commission or accreditation agency approved by the Board and adopt those findings as its own. All programs accredited by the American Dental Association Commission on Dental Accreditation (Commission) shall submit to the Board after each site visit a copy of the final report of the Commission's findings within 30 days of the final report issuance. New programs approved by the Commission shall apply to the Board and shall submit proof of Provisional Approval status by the Commission, a copy of the institutional self study, and applications for Radiation Safety, Coronal Polish, Pit and Fissure Sealants and any other courses required of an RDA educational program. Acceptance of the Commission's or any accrediting agencies' findings is at the discretion of the Board and does not prohibit the Board from exercising its right to site-evaluate a program.

### **Question for the Council – Should programs be required to notify the Board of upcoming accreditation site visits?**

(c) If the program is granted the status of “Approved with Reporting Requirements” from the Commission, the program shall submit to the Board copies of any and all correspondence received from or submitted to the Commission until such time as the status of “Approval without Reporting Requirements” is granted. Additionally, if the program withdraws from accredited status by the Commission, the program shall notify the Board, in writing, of such status within 30 days.

### **Question for the Council – Should programs be required to notify the Board if accreditation is withdrawn by the Commission?**

(d) In order for a registered dental assistant program to secure and maintain approval by the Board, it shall meet the requirements of Sections 1070 and 1070.1 and the requirements contained in this Section.

(1) A program shall notify the Board in writing if it wishes to increase the maximum student enrollment for which it is approved and shall provide documentation to the Board to demonstrate compliance with Section 1070 and Section 1070.1 to reapprove the program for the increased enrollment prior to accepting additional students.

(2) Programs shall establish and maintain an advisory committee whose membership provides for equal representation of dentists and dental assistants, all currently licensed by the Board. In addition, consideration shall be given to a

## **\*\*\*WORKING DOCUMENT\*\*\***

student, a recent graduate or a public representative to serve on the advisory committee. The advisory committee shall meet at least once each academic year with the program director, faculty, and appropriate institutional personnel to monitor the ongoing quality and performance of the program and to receive advice and assistance from the committee.

### **Question for the Committee – Should the regulation specify a minimum number of participants on the advisory committee?**

(3) Adequate provision for the supervision and operation of the program shall be made. In addition to the requirements of Sections 1070 and 1070.1, the following requirements shall be met:

(A) By January 1, 2012, each faculty member shall have completed a Board-approved course or certification program in educational methodology of at least 30 hours, unless he or she holds any one of the following: a postgraduate degree in education, a Ryan Designated Subjects Vocational Education Teaching Credential, a Standard Designated Subjects Teaching Credential, or a Community College Teaching Credential. Each faculty member employed after January 1, 2012, shall complete a course or certification program in educational methodology within six months of employment. The program director or designated administrator shall be responsible to obtain and maintain records of each faculty member showing evidence of having met this requirement.

(B) The program director shall have teaching responsibilities that are less than those of a full-time faculty member. He or she shall actively participate in and be responsible for the day to day administration of the program including the following:

(i) Participating in budget preparation and fiscal administration, curriculum development and coordination, determination of teaching assignments, supervision and evaluation of faculty, establishment of criteria and procedures, design and operation of program facilities, and selection of extramural facilities and coordination of instruction in those facilities.

(ii) Holding periodic staff meetings to provide for subject matter review, instructional calibration, curriculum evaluation, and coordinating activities of full-time, part-time, and volunteer faculty or instructional staff.

**Question for the Council – Is it necessary to specify a minimum number of required staff meetings? Staff has found that some programs are only meeting twice a year. Staff has**



# **\*\*\*WORKING DOCUMENT\*\*\***

**found that this has led to insufficient staff communication and training.**

(iii) Maintaining copies of minutes of all advisory committee and staff meetings for not less than ~~five~~seven (7) years.

(C) The owner or school administrator shall be responsible for the compliance of the program director with the provisions of this Section and Sections 1070 and 1070.1.

(4) The program shall have sufficient financial resources available to support the program and to comply with this Section. If the program or school requires approval by any other governmental agency, that approval shall be obtained prior to application to the Board for approval and shall be maintained at all times. The failure to maintain that approval shall result in the automatic withdrawal of Board approval of the program.

**Question for the Council – Is it necessary to specify a period of time for the program to report to the Board failure of maintained approval by any other governmental agency? How would a RDA Program obtain Board re-approval once re-approval was obtained from the other governmental agency (e.g. application, fees)?**

(5) The program shall be of sufficient duration for the student to develop minimum competence in performing dental assistant and registered dental assistant duties, but in no event less than 800 hours, including at least 275 hours of didactic instruction, at least 260 hours of combined laboratory or preclinical instruction conducted in the program's facilities under the direct supervision of program faculty or instructional staff, and the remaining hours utilized in clinical instruction in extramural dental facilities. No more than 20 hours of instruction shall be devoted to clerical, administrative, practice management, or similar duties. Programs whose demonstrated total hours exceed 800 and who meet all the instructional requirements in this Section, may utilize the additional instructional hours as deemed appropriate for program success. To maintain approval, programs approved prior to the effective date of these regulations shall submit to the Board a completed "Notice of Compliance with New Requirements for Registered Dental Assistant Educational Programs (~~New 9/10~~Revised **[INSERT DATE]**)", hereby incorporated by reference, within ninety (90) days of the effective date of these regulations.

(6) In addition to the requirements of Section 1070 with regard to extramural instruction:

(A) No more than 25 percent of extramural clinical instruction shall take place in a specialty dental practice.

## **\*\*\*WORKING DOCUMENT\*\*\***

(B) Program faculty shall visit each extramural dental facility at least once every ten clinical days to observe the student's progress and address any training concerns.

(7) Facilities and class scheduling shall provide each student with sufficient opportunity, with instructor supervision, to develop minimum competency in all duties that registered dental assistants are authorized to perform. The following requirements are in addition to those contained in Sections 1070 and 1070.1:

(A) The following are minimum requirements for equipment and armamentaria during laboratory, preclinical, and clinical sessions as appropriate to each type of session: amalgamator, model trimmers in the ratio of one for every seven students, dental rotary equipment in the ratio of one for every three students, vibrators in the ratio of one for every three students, light curing devices in the ratio of one for every operator, functional typodonts and bench mounts in the ratio of one for every two students, functional orthodontically banded/bracketed typodonts in the ratio of one for every four students, facebows in the ratio of one for every ten students, automated blood pressure device, EKG machine, pulse oximeters in the ratio of one for every ten students, capnograph or simulated device, one set of hand instruments in the ratio of one set for every two students for each procedure, respiration device, camera for intraoral use, camera for extraoral use including occlusal and buccal mirrors and check retractors, CAD machine or simulated device, caries detection device in the ratio of one for every ten students, and all other equipment and armamentaria required to teach dental assistant and registered dental assistant duties. With the exception of a CAD machine and patient monitoring equipment specific to EKG machine, pulse oximeter, and capnograph, the program shall own the necessary equipment and have it readily available upon inspection. Patient monitoring equipment owned by the institution and utilized by more than one program within the institution premises is acceptable and may be used by the RDA program as needed for instruction. Instruction by a licensed healthcare provider is acceptable. In the event instruction in patient monitoring procedures and use of the CAD machine is provided by an outside provider, the RDA program shall not be required to have available or own patient monitoring equipment or CAD machine.

**Question for the Council – Should the respiration device be removed from the list of required equipment?**

(B) Instruments must be provided to accommodate students needs in learning to identify, exchange, and prepare procedural trays and assist in procedures as they relate to general and specialty dentistry.

## **\*\*\*WORKING DOCUMENT\*\*\***

(C) Provision shall be made for reasonable access to current and diverse dental and medical reference texts, current journals, audiovisual materials, and other necessary resources. Library holdings, which may include, in total or in part, access through the Internet, shall include materials relating to all subject areas of the program curriculum.

(D) Emergency materials shall include, at a minimum, an oxygen tank that is readily available and functional. Medical materials for treating patients with life-threatening conditions shall be available for instruction and accessible to the operatories. Facilities that do not treat patients shall maintain a working model of a kit of such emergency materials for instructional purposes.

(8) Curriculum documentation shall be reviewed annually and revised, as needed, to reflect new concepts and techniques. This content must be integrated and of sufficient depth, scope, sequence of instruction, quality and emphasis to ensure achievement of the curriculum's defined competencies.

(A) Programs that admit students in phases, including modular or open-entry programs, shall provide, at minimum, basic instruction in tooth anatomy, tooth numbering, general program guidelines, basic chairside skills, emergency and safety precautions, infection control, and sterilization protocols associated with and required for patient treatment. Such instruction shall occur prior to any other program content and prior to performances or activities involving students or patients.

(B) All programs shall provide students with additional instruction in the California Division of Occupational Safety and Health (Cal/OSHA) Regulations (Cal. Code Regs., Title 8, Sections 330-344.85) and the Board's Minimum Standards for Infection Control (Cal. Code Regs., Title 16, Section 1005) prior to the student's performance of procedures on students or patients.

(9) In addition to the requirements of Sections 1070 and 1070.1 and subdivisions (b)(11) and (b)(12) of this Section, programs shall include the following content:

(A) Instruction in radiation safety that meets all of the requirements of Cal. Code Regs., Title 16, Sections 1014 and 1014.1.

(B) Instruction in coronal polishing that meets all of the requirements of Cal. Code Regs., Title 16, Section 1070.4.

(C) Instruction in the application of Pit and Fissure Sealants that meets all of the requirements of Cal. Code Regs., Title 16, Section 1070.3.

## **\*\*\*WORKING DOCUMENT\*\*\***

(D) A course in basic life support provided by an instructor approved by the American Red Cross or the American Heart Association, or any other course approved by the Board as equivalent. The program may require that the student complete this course as a prerequisite to program enrollment, or that the student provide evidence of having completed the course from another provider.

(E) Instruction in infection control that meets all of the requirements of Cal. Code Regs., Title 16, Section 1070.6.

(F) Instruction in the Dental Practice Act that includes the content specified in Cal. Code Regs., Title 16, Section 1016 governing Dental Practice Act continuing education courses.

(10) A program that desires to provide instruction in the following areas shall apply separately for approval to provide the following courses:

(A) A course in the removal of excess cement with an ultrasonic scaler, that shall meet the requirements of Cal. Code Regs., Title 16, Section 1070.5.

(B) An orthodontic assistant permit course that shall meet the requirements of Cal. Code Regs., Title 16, Section 1070.7, except that a program shall not be required to obtain separate approval to teach the duties of placing ligature ties and archwires, removing orthodontic bands, and removing excess cement from surfaces of teeth with a hand instrument, and shall be no less than 51 hours, including at least 9 hours of didactic instruction, at least 22 hours of laboratory instruction, and at least 20 hours of clinical instruction.

(C) A dental sedation assistant permit course that shall meet the requirements of Cal. Code Regs., Title 16, Section 1070.8.

(D) A Registered Dental Assisting educational program that includes instructional content for either the orthodontic assistant permit or dental sedation assistant permit, or both, shall provide a certificate or certificates of completion to the graduate. The certificate holder shall be deemed an eligible candidate for the permit examination process as having met all educational requirements for the permit examination.

(11) General didactic instruction shall include, at a minimum, the following:

(A) Principles of general anatomy, physiology, oral embryology, tooth histology, and head-neck anatomy.

## **\*\*\*WORKING DOCUMENT\*\*\***

(B) Principles of conditions related to and including oral pathology, orthodontics, periodontics, endodontics, pediatric dentistry, oral surgery, prosthodontics, and esthetic dentistry.

(C) Instruction in the Dental Practice Act that includes the content specified in Cal. Code Regs., Title 16, Section 1016, as well as principles of the Health Insurance Portability and Accountability Act (HIPAA) privacy and security standards, risk management, and professional codes of ethical behavior.

(D) Principles of infection control, waste management, and hazardous communication requirements in compliance with the Board's Minimum Standards for Infection Control (Cal. Code Regs., Title 16, Section 1005) and other federal, state, and local requirements governing infection control. Instruction in infection control shall meet the education requirements set forth in Section 1070.6(e).

(E) Principles related to pharmacology and biomedical sciences including nutrition and microbiology.

(F) Principles of medical-dental emergencies and first aid management.

(G) Principles of the treatment planning process including medical health history data collection, patient and staff confidentiality, and charting.

(H) Principles of record classifications including management, storage, and retention protocol for all dental records including legal and ethical issues involving patient records.

(I) Principles and protocols of special needs patient management, the psychology and management of dental patients, and overall interpersonal relationships.

(J) Principles, protocols, and armamentaria associated with all dental assisting chairside procedures.

(K) Principles, protocols, manipulation, use, and armamentaria for contemporary dental materials used in general and specialty dentistry.

(L) Principles and protocols for oral hygiene preventative methods including, plaque identification, toothbrushing and flossing techniques, and nutrition.

(M) Principles, protocols, armamentaria, and procedures associated with operative and specialty dentistry.

# \*\*\*WORKING DOCUMENT\*\*\*

(N) Principles, protocols, armamentaria, and procedures for each duty that dental assistants and registered dental assistants are allowed to perform.

(O) All content for instruction in radiation safety as set forth in Cal. Code Regs., Title 16, Section 1014.1.

(P) All content for instruction in coronal polishing as set forth in Cal. Code Regs., Title 16, Section 1070.4.

(Q) All content for instruction in the application of Pit and Fissure Sealants as set forth in Cal. Code Regs., Title 16, Section 1070.3.

(12) Laboratory and clinical instruction shall be of sufficient duration and content for each student to achieve minimum competence in the performance of each procedure that dental assistant and registered dental assistant is authorized to perform.

(13) Each student shall pass a written examination that reflects the curriculum content, which may be administered at intervals throughout the ~~course~~program as determined by the ~~course~~program director.

Note: Authority cited: Section 1614, Business and Professions Code. Reference: Section 1752.1, 1752.4 and 1752.6, Business and Professions Code.

## **§ 1070.3. Approval of Pit and Fissure Sealant Courses.**

All pit and fissure sealant courses in California shall apply for and receive Board approval prior to operation by submitting to the Board a completed "Pit and Fissure Sealant Course Application for Approval by the Dental Board of California (New [INSERT DATE])", which is hereby incorporated by reference, accompanied by a non-refundable fee of \$300.

In addition to the requirements of Sections 1070 and 1070.1, ~~the following minimum criteria shall be met by a pit and fissure sealant for a course in the application of pit and fissure sealants to secure and maintain approval by the Board.~~

~~(a) Educational Setting. The course shall be established at the post-secondary educational level.~~

~~(ba) Prerequisites. Each student ~~must~~shall possess the necessary requirements for application for RDA licensure or currently possess an RDA license. Each student ~~must~~shall demonstrate successful ~~have already completed~~ completion of a Board-approved course in coronal polishing.~~

~~(b) The course shall be of sufficient duration for the student to develop minimum competence in the application of pit and fissure sealants, but shall in no event be less than 16 hours, including at least 4 hours of didactic training, at least 4 hours of laboratory training, and at least 8 hours of clinical training.~~

# \*\*\*WORKING DOCUMENT\*\*\*

(c) Administration/Facility. Adequate provision for the supervision and operation of the course shall be made.

(1) The course director and each faculty member shall possess a valid, active, and current RDAEF, RDH, RDHEF, RDHAP, or dentist license issued by the Board, or an RDA license issued by the Board if the person has completed Board-approved courses in coronal polishing and the application of pit and fissure sealants. All faculty shall have been licensed for a minimum of two years. All faculty shall have the education, background, and occupational experience and/or teaching expertise necessary to teach, place, and evaluate the application of pit and fissure sealants. In addition to the requirements of Section 1070, aAll faculty or instructional staff responsible for clinical evaluation shall have completed a Board-approved two-hour methodology course in clinical evaluation prior to conducting clinical evaluations of students.

## **Question for the Council – Should the two-hour methodology course in clinical evaluation be specific to pit and fissure sealants?**

(2) The course director must have the education, background, and occupational experience necessary to understand and fulfill the course goals. He/she shall actively participate in and be responsible for the day-to-day administration of the course including the following:

(A) Providing daily guidance of didactic, laboratory and clinical assignments.

(B) Maintaining for a period of not less than 5 years:

1. Copies of curricula, course outlines, objectives, and grading criteria.

2. Copies of faculty credentials, licenses, and certifications.

3. Individual student records, including those necessary to establish satisfactory completion of the course.

(C) Informing the Board of any changes to the course content, physical facilities, and/or faculty, within 10 days of such changes.

(d) Length of Course. The program shall be of sufficient duration for the student to develop minimum competence in the application of pit and fissure sealants, but shall in no event be less than 16 clock hours, including at least 4 hours of didactic training, at least 4 hours of laboratory training, and at least 8 hours of clinical training.

# **~~\*\*\*WORKING DOCUMENT\*\*\*~~**

~~(d) The minimum requirements for equipment and armamentaria shall include curing light and all other armamentarium required to instruct in the application of pit and fissure sealants.~~

~~(e) Evidence of Completion. A certificate or other evidence of completion shall be issued to each student who successfully completes the course.~~

~~(f) Facilities and Resources. Facilities and class scheduling shall provide each student with sufficient opportunity, with instructor supervision, to develop minimum competency in applying pit and fissure sealants. Such facilities shall include safe, adequate and educationally conducive:~~

~~(1) Lecture classrooms. Classroom size and equipment shall accommodate the number of students enrolled.~~

~~(2) Operatories. Operatories shall be sufficient in number to allow a ratio of at least one operatory for every five students at any one time.~~

~~(A) Each operatory shall replicate a modern dental office containing functional equipment including: a power-operated chair for treating patients in a supine position; operator and assistant stools; air-water syringe; adjustable light; oral evacuation equipment; work surface; hand-washing sink; curing light, and all other armamentarium required to instruct in the application of pit and fissure sealants.~~

~~(B) Each operatory must be of sufficient size to accommodate a practitioner, a student, an instructor, and a patient at one time.~~

~~(3) Laboratories. The location and number of general use equipment shall assure that each student has the access necessary to develop minimum competency in the application of pit and fissure sealants. Protective eyewear is required for each student.~~

~~(4) Infection Control. The program shall establish written clinical and laboratory protocols to ensure adequate asepsis, infection and hazard control, and disposal of hazardous wastes, which shall comply with the board's regulations and other Federal, State, and local requirements. The program shall provide such protocols to all students, faculty, and appropriate staff to assure compliance with such protocols. Adequate space shall be provided for preparing and sterilizing all armamentarium.~~

~~(5) Emergency Materials/Basic Life Support.~~

~~(A) A written policy on managing emergency situations must be made available to all students, faculty, and staff.~~



# **\*\*\*WORKING DOCUMENT\*\*\***

~~(B) All students, faculty, and staff involved in the direct provision of patient care must be certified in basic life support procedures, including cardiopulmonary resuscitation. Re-certification intervals may not exceed two years. The program must document, monitor, and ensure compliance by such students, faculty, and staff.~~

## ~~(g) Program Content.~~

~~(1) Sufficient time shall be available for all students to obtain laboratory and clinical experience to achieve minimum competence in the various protocols used in the application of pit and fissure sealants.~~

~~(2) A detailed course outline shall be provided to the board which clearly states curriculum subject matter and specific instruction hours in the individual areas of didactic, laboratory, and clinical instruction.~~

~~(3) General program objectives and specific instructional unit objectives shall be stated in writing, and shall include theoretical aspects of each subject as well as practical application. The theoretical aspects of the program shall provide the content necessary for students to make judgments regarding the application of pit and fissure sealants. The course shall assure that students who successfully complete the course can apply pit and fissure sealants with minimum competence.~~

~~(4) Objective evaluation criteria shall be used for measuring student progress toward attainment of specific course objectives. Students shall be provided with specific unit objectives and evaluation criteria that will be used for all aspects of the curriculum including written and practical examinations. The program shall establish a standard of performance that states the minimum number of satisfactory performances that are required for each procedure.~~

~~(5e) Areas of instruction shall include at least the following as they relate to pit and fissure sealants:~~

~~(A1) Dental Science - Oral Anatomy, Histology, Physiology, Oral Pathology, Normal/Abnormal Anatomical and Physiological Tooth Descriptions~~

~~(B2) Morphology and Microbiology~~

~~(C3) Dental Materials and Pharmacology~~

~~(D4) Sealant Basics~~

~~4A. Legal requirements~~

# **\*\*\*WORKING DOCUMENT\*\*\***

2B. Description and goals of sealants

3C. Indications and contraindications

4D. Role in preventive programs

## **(E5) Sealant Materials**

4A. Etchant and/or etchant/bond combination material composition, process, storage and handling

2B. Sealant material composition, polymerization type, process, storage and handling

3C. Armamentaria for etching and sealant application

4D. Problem solving for etchant and sealant material placement/manipulation

## **(F6) Sealant Criteria**

4A. Areas of application

2B. Patient selection factors

3C. Other indication factors

## **(G7) Preparation Factors**

4A. Moisture control protocol

2B. Tooth/teeth preparation procedures prior to etching or etchant/bond

## **(H8) Acid Etching or Etchant/Bond Combination**

4A. Material preparation

2B. Application areas

3C. Application time factors

4D. Armamentaria

5E. Procedure

# \*\*\*WORKING DOCUMENT\*\*\*

6F. Etchant or etchant/bond evaluation criteria

(49) Sealant Application

4A. Application areas

2B. Application time factors

3C. Armamentaria

4D. Procedure for chemical cure and light cure techniques

5E. Sealant evaluation criteria

6F. Sealant adjustment techniques

(J10) Infection control protocol

(K11) Clinical re-call re-evaluation protocols

(6f) There shall be no more than 446 students per instructor during laboratory instruction. Laboratory instruction may be conducted on a typodont, a simulated model, and/or mounted extracted teeth. Sufficient time shall be available for all students to obtain laboratory experience to achieve minimum competence in pit and fissure sealant application prior to the performance of procedures on patients.

(7g) Clinical instruction shall be of sufficient duration to allow the procedures to be performed to clinical proficiency. There shall be no more than 6 students per instructor during clinical instruction. Clinical instruction shall include clinical experience on four patients with two of the four patients used for the clinical examination. Each clinical patient ~~must~~shall have a minimum of four (4) posterior virgin, non-restored, natural teeth, sufficiently erupted so that a dry field can be maintained, for application of the etching, or etchant/bond combination, and sealant materials. ~~Such clinical instruction shall include teeth in all four quadrants for each patient. For every patient, such clinical instruction shall include at least one posterior tooth in every quadrant.~~

~~(h) Externship Instruction.~~

~~(1) If an extramural clinical facility is utilized, students shall, as part of an organized program of instruction, be provided with planned, supervised clinical instruction in the application of pit and fissure sealants.~~

## **\*\*\*WORKING DOCUMENT\*\*\***

~~(2) The program director/coordinator or a dental faculty member shall be responsible for selecting extern clinical sites and evaluating student competence in performing procedures both before and after the clinical assignment.~~

~~(3) Objective evaluation criteria shall be used by the program faculty and clinic personnel.~~

~~(4) Dentists who intend to provide extramural clinical practices shall be oriented by the program director/coordinator or a dental faculty member prior to the student assignment. Orientation shall include the objectives of the course, the preparation the student has had for the clinical assignment, and a review of procedures and criteria to be used by the dentist in evaluating the student during the assignment.~~

~~(5) There shall be a written contract of affiliation with each extramural clinical facility utilized by the program. Such contract shall describe the settings in which the clinical training will be received, affirm that the clinical facility has the necessary equipment and armamentarium appropriate for the procedures to be performed, and affirm that such equipment and armamentarium are in safe operating condition.~~

### (h) Evaluation and Examination.

(1) Upon completion of the course, each student ~~must~~shall be able to:

(A) Identify the major characteristics of oral anatomy, histology, physiology, oral pathology, normal/abnormal anatomical and physiological tooth descriptions, morphology and microbiology as they relate to pit and fissure application.

(B) Explain the procedure to patients.

(C) Recognize decalcification, caries and fracture lines.

(D) Identify the indications and contraindications for sealants.

(E) Identify the characteristics of self curing and light cured sealant material.

(F) Define the appropriate patient selection factors and indication factors for sealant application.

(G) Utilize proper armamentaria in an organized sequence.

(H) Maintain appropriate moisture control protocol before and during application of etchant and sealant material.

# \*\*\*WORKING DOCUMENT\*\*\*

(I) Demonstrate the proper technique for teeth preparation prior to etching.

(J) Select and dispense the proper amount of etchant and sealant material.

(K) Demonstrate the proper techniques for application of the etchant and sealant material.

(L) Implement problem solving techniques associated with pit and fissure sealants.

(M) Evaluate the etchant and sealant placement techniques according to appropriate criteria.

(N) Check the occlusion and proximal contact for appropriate placement techniques.

(O) Adjust occlusion and evaluate or correct proximal areas(s) when indicated.

(P) Maintain aseptic techniques including disposal of contaminated material.

(2) Each student shall pass a written examination which reflects the entire curriculum content.

(3) Each student shall pass a clinical examination in which the student successfully completes the application of pit and fissure sealants on two of the four clinical patients required for clinical instruction. The examination shall include teeth in all four quadrants.

(i) To maintain approval, courses approved prior to the effective date of these regulations shall submit to the Board a completed "Notice of Compliance with New Requirements for Pit and Fissure Sealant Courses (New [INSERT DATE])", hereby incorporated by reference, within ninety (90) days of the effective date of these regulations.

Note: Authority cited: Section 1614, Business and Professions Code. Reference: Sections 1754 and 1777, Business and Professions Code.

## **§ 1070.4. Approval of Coronal Polishing Courses.**

All coronal polishing courses in California shall apply for and receive Board approval prior to operation by submitting to the Board a completed "Coronal Polishing Course Application for Approval by the Dental Board of California (New [INSERT DATE])",

# **\*\*\*WORKING DOCUMENT\*\*\***

which is hereby incorporated by reference, accompanied by a non-refundable fee of \$300.

In addition to the requirements of Sections 1070 and 1070.1, the following minimum criteria shall be met by a coronal polishing for a course in coronal polishing to secure and maintain approval by the Board.

~~(a) Educational Setting. The course shall be established at the post-secondary educational level.~~

~~(ba) Prerequisites. Each student ~~must~~shall possess the necessary requirements for application for RDA licensure or currently possess an RDA license. Each student ~~must~~shall satisfactorily demonstrate to the instructor clinical competency in infection control requirements prior to clinical instruction in coronal polishing.~~

~~(b) The course shall be of sufficient duration for the student to develop minimum competence in coronal polishing, but shall in no event be less than 12 clock hours, including at least 4 hours of didactic training, at least 4 hours of laboratory training, and at least 4 hours of clinical training.~~

~~(c) Administration/Faculty. Adequate provision for the supervision and operation of the course shall be made.~~

~~(1) The course director and each faculty member shall possess a valid, active, and current RDAEF, RDH, RDHEF, RDHAP, or dentist license issued by the Board, or an RDA license issued by the Board if the person has completed a board-approved course in coronal polishing. All faculty shall have been licensed for a minimum of two years. All faculty shall have the education, background, and occupational experience and/or teaching expertise necessary to teach, place, and evaluate coronal polishing. In addition to the requirements of Section 1070, aAll faculty or instructional staff responsible for clinical evaluation shall have completed a Board-approved two-hour methodology course in clinical evaluation prior to conducting clinical evaluations of students~~

## **Question for the Council – Should the two-hour methodology course in clinical evaluation be specific to coronal polishing?**

~~(2) The course director must have the education, background, and occupational experience necessary to understand and fulfill the course goals. He/she shall actively participate in and be responsible for the day-to-day administration of the course including the following:~~

~~(A) Providing guidance of didactic, laboratory and clinical assignments.~~

~~(B) Maintaining for a period of not less than 5 years:~~

# **~~\*\*\*WORKING DOCUMENT\*\*\*~~**

~~i. Copies of curricula, course outlines, objectives, and grading criteria.~~

~~ii. Copies of faculty credentials, licenses, and certifications.~~

~~iii. Individual student records, including those necessary to establish satisfactory completion of the course.~~

~~(C) Informing the board of any changes to the course content, physical facilities, and/or faculty, within 10 days of such changes.~~

~~(d) Length of Course. The program shall be of sufficient duration for the student to develop minimum competence in coronal polishing, but shall in no event be less than 12 clock hours, including at least 4 hours of didactic training, at least 4 hours of laboratory training, and at least 4 hours of clinical training.~~

~~(d) The minimum requirements for equipment and armamentaria shall include slow-speed handpiece and all other armamentarium required to instruct in the performance of coronal polishing.~~

~~(e) Evidence of Completion. A certificate or other evidence of completion shall be issued to each student who successfully completes the course.~~

~~(f) Facilities and Resources. Facilities and class scheduling shall provide each student with sufficient opportunity, with instructor supervision, to develop minimum competency in coronal polishing. Such facilities shall include safe, adequate and educationally conducive:~~

~~(1) Lecture classrooms. Classroom size and equipment shall accommodate the number of students enrolled.~~

~~(2) Operatories. Operatories shall be sufficient in number to allow a ratio of at least one operatory for every six students at any one time.~~

~~(A) Each operatory shall replicate a modern dental office containing functional equipment including: a power-operated chair for treating patients in a supine position; operator and assistant stools; air-water syringe; adjustable light; oral evacuation equipment; work surface; hand-washing sink; slow-speed handpiece, and all other armamentarium required to instruct in the performance of coronal polishing.~~

~~(B) Each operatory must be of sufficient size to accommodate a student, an instructor, and a patient at one time.~~

## **~~\*\*\*WORKING DOCUMENT\*\*\*~~**

~~(3) Laboratories. The location and number of general use equipment shall assure that each student has the access necessary to develop minimum competency in coronal polishing. Protective eyewear is required for each student.~~

~~(4) Infection Control. The program shall establish written clinical and laboratory protocols to ensure adequate asepsis, infection and hazard control, and disposal of hazardous wastes, which shall comply with the board's regulations and other Federal, State, and local requirements. The program shall provide such protocols to all students, faculty, and appropriate staff to assure compliance with such protocols. Adequate space shall be provided for preparing and sterilizing all armamentarium.~~

~~(5) Emergency Materials/Basic Life Support.~~

~~(A) A written policy on managing emergency situations must be made available to all students, faculty, and staff.~~

~~(B) All students, faculty, and staff involved in the direct provision of patient care must be certified in basic life support procedures, including cardiopulmonary resuscitation. Re-certification intervals may not exceed two years. The program must document, monitor, and ensure compliance by such students, faculty, and staff.~~

~~(g) Program Content.~~

~~(1) Sufficient time shall be available for all students to obtain laboratory and clinical experience to achieve minimum competence in the various protocols used in the performance of coronal polishing.~~

~~(2) A detailed course outline shall be provided to the board which clearly states curriculum subject matter and specific instruction hours in the individual areas of didactic, laboratory, and clinical instruction.~~

~~(3) General program objectives and specific instructional unit objectives shall be stated in writing, and shall include theoretical aspects of each subject as well as practical application. The theoretical aspects of the program shall provide the content necessary for students to make judgments regarding the performance of coronal polishing. The course shall assure that students who successfully complete the course can perform coronal polishing with minimum competence.~~

~~(4) Objective evaluation criteria shall be used for measuring student progress toward attainment of specific course objectives. Students shall be provided with specific unit objectives and the evaluation criteria that will be used for all aspects of the curriculum including written and practical examinations. The program shall establish a standard of performance that states the minimum number of satisfactory performances that are required for each procedure.~~



# \*\*\*WORKING DOCUMENT\*\*\*

(5e) Areas of instruction shall include at least the following as they relate to coronal polishing:

## (A1) Coronal Polishing Basics

- iA. Legal requirements
- iiB. Description and goals of coronal polishing
- iiiC. Indications and contraindications of coronal polishing
- ivD. Criteria for an acceptable coronal polish

## (B2) Principles of plaque and stain formation

- iA. Clinical description of plaque, intrinsic and extrinsic stains, and calculus
- iiB. Etiology of plaque and stain
- iiiC. Clinical description of teeth that have been properly polished and are free of stain.
- ivD. Tooth morphology and anatomy of the oral cavity as they relate to polishing techniques and to retention of plaque and stain

## (C3) Polishing materials

- iA. Polishing agent composition, storage and handling
- iiB. Abrasive material composition, storage, and handling, and factors which affect rate of abrasion
- iiiC. Disclosing agent composition, storage and handling.
- ivD. Armamentaria for disclosing and polishing techniques.
- vE. Contraindications for disclosing and polishing techniques.

## (D4) Principals of tooth polishing

- iA. Clinical application of disclosing before and after a coronal polish.
- iiB. Instrument grasps and fulcrum techniques

# \*\*\*WORKING DOCUMENT\*\*\*

iiiC. Purpose and techniques of the mouth mirror for indirect vision and retraction.

ivD. Characteristics, manipulation and care of dental handpieces when performing a coronal polish.

vE. Pre-medication requirements for the compromised patient.

viF. Use of adjunct materials for stain removal and polishing techniques

viiG. Techniques for coronal polishing of adults and children.

viiiH. Procedures for cleaning fixed and removable prosthesis and orthodontic appliances.

ixI. Disclosing and polishing evaluation criteria.

## (E5) Infection control protocols

(6f) There shall be no more than 6 students per instructor during laboratory instruction. Sufficient time shall be available for all students to obtain laboratory experience to achieve minimum competence in the performance of coronal polishing prior to the performance of procedures on patients.

(7g) Clinical instruction shall be of sufficient duration to allow the procedures to be performed to clinical proficiency, ~~which may include externship instruction as provided in subdivision (h).~~ There shall be no more than 6 students per instructor during clinical instruction. Clinical instruction shall include clinical experience on at least three patients, with two of the three patients used for the clinical examination.

## ~~(h) Externship Instruction.~~

~~(1) If an extramural clinical facility is utilized for clinical instruction as provided in subdivision (g)(7), students shall, as part of an organized program of instruction, be provided with planned, supervised clinical instruction in the application of coronal polishing.~~

~~(2) The program director/coordinator or a dental faculty member shall be responsible for selecting extern clinical sites and evaluating student competence in performing procedures both before and after the clinical assignment.~~

~~(3) Objective evaluation criteria shall be used by the program faculty and clinic personnel.~~

# **\*\*\*WORKING DOCUMENT\*\*\***

~~(4) Dentists who intend to provide extramural clinical practices shall be oriented by the program director/coordinator or a dental faculty member prior to the student assignment. Orientation shall include the objectives of the course, the preparation the student has had for the clinical assignment, and a review of procedures and criteria to be used by the dentist in evaluating the student during the assignment.~~

~~(5) There shall be a written contract of affiliation with each extramural clinical facility utilized by the program. Such contract shall describe the settings in which the clinical training will be received, affirm that the clinical facility has the necessary equipment and armamentarium appropriate for the procedures to be performed, and affirm that such equipment and armamentarium are in safe operating condition.~~

## (ih) Evaluation and Examination.

(1) Upon completion of the course, each student must be able to:

- (A) Identify the major characteristics of oral anatomy, histology, physiology, oral pathology, normal/abnormal anatomical and physiological tooth descriptions, morphology and microbiology as they relate to coronal polishing.
- (B) Explain the procedure to patients.
- (C) Recognize decalcification and mottled enamel.
- (D) Identify plaque, calculus and stain formation within the oral cavity.
- (E) Identify the indications and contraindications for disclosing and coronal polishing.
- (F) Identify the pre-medications for the compromised patient.
- (G) Utilize proper armamentaria in an organized sequence for disclosing and polishing.
- (H) Perform plaque disclosure.
- (I) Demonstrate the proper instrument grasp, fulcrum position, and cheek/tongue retraction.
- (J) Select and dispense the proper amount of polishing agent.

## **\*\*\*WORKING DOCUMENT\*\*\***

(K) Demonstrate proper polishing techniques using appropriate cup adaptation, stroke, and handpiece use.

(L) Demonstrate the use of floss, tape, and abrasive strips when appropriate.

(M) Demonstrate techniques for cleaning fixed and removal prosthesis and orthodontic appliances.

(N) Maintain aseptic techniques including disposal of contaminated material.

(2) Each student shall pass a written examination which reflects the entire curriculum content.

(3) Each student shall pass a clinical examination in which the student successfully completes coronal polishing on two of the three clinical patients required for clinical instruction.

(i) To maintain approval, courses approved prior to the effective date of these regulations shall submit to the Board a completed "Notice of Compliance with New Requirements for Coronal Polishing Courses (New [INSERT DATE])", hereby incorporated by reference, within ninety (90) days of the effective date of these regulations.

Note: Authority cited: Section 1614, Business and Professions Code. Reference: Sections 1645.1 and 1753.5, Business and Professions Code.

### **§ 1070.5. Approval of Ultrasonic Scaling Courses.**

All ultrasonic scaling courses in California shall apply for and receive Board approval prior to operation by submitting to the Board a completed "Ultrasonic Scaling Course Application for Approval by the Dental Board of California (New [INSERT DATE])", which is hereby incorporated by reference, accompanied by a non-refundable fee of \$300.

In addition to the requirements of Sections 1070 and 1070.1, the following minimum criteria shall be met for a course in the removal of excess cement from coronal surfaces of teeth under orthodontic treatment by means of an ultrasonic scaler, hereinafter referred to as "ultrasonic scaling", to secure and maintain approval by the Board.

~~(a) Educational Setting. The course shall be established at the post-secondary educational level.~~

(b) Prerequisites. Each student ~~must~~shall possess the necessary requirements for application for RDA licensure or currently possess an RDA license.

# **~~\*\*\*WORKING DOCUMENT\*\*\*~~**

~~(c) Administration/Faculty. Adequate provision for the supervision and operation of the course shall be made.~~

~~(1) The course director and each faculty member shall possess a valid, active, and current RDAEF, RDH, RDHEF, RDHAP, or dentist license issued by the Board, or an RDA license issued by the Board if the person has completed a board-approved course in ultrasonic scaling. All faculty shall have been licensed for a minimum of two years. All faculty shall have the education, background, and occupational experience and/or teaching expertise necessary to teach and evaluate ultrasonic scaling.~~

~~(2) The course director must have the education, background, and occupational experience necessary to understand and fulfill the course goals. He/she shall actively participate in and be responsible for the day-to-day administration of the course including the following:~~

~~(A) Providing guidance of didactic and laboratory assignments.~~

~~(B) Maintaining for a period of not less than 5 years:~~

~~(i) Copies of curricula, course outlines, objectives, and grading criteria.~~

~~(ii) Copies of faculty credentials, licenses, and certifications.~~

~~(iii) Individual student records, including those necessary to establish satisfactory completion of the course.~~

~~(C) Informing the board of any changes to the course content, physical facilities, and/or faculty, within 10 days of such changes.~~

~~(d) Length of Course. The program shall be of sufficient duration for the student to develop minimum competence in ultrasonic scaling, but shall in no event be less than 4 clock hours, including at least 2 hours of laboratory training.~~

~~(d) The minimum requirements for equipment and armamentaria shall include at least one ultrasonic unit and orthodontically banded typodont for every four students and all other armamentarium required to instruct in ultrasonic scaling. .~~

~~(e) Evidence of Completion. A certificate or other evidence of completion shall be issued to each student who successfully completes the course.~~

~~(f) Facilities and Resources. Facilities and class scheduling shall provide each student with sufficient opportunity, with instructor supervision, to develop minimum competency in ultrasonic scaling. Such facilities shall include safe, adequate and educationally conducive:~~

# **~~\*\*\*WORKING DOCUMENT\*\*\*~~**

~~(1) Lecture classrooms. Classroom size and equipment shall accommodate the number of students enrolled.~~

~~(2) Operatories. Operatories shall be sufficient in number to allow a ratio of at least one operatory for every six students at any one time.~~

~~(A) Each operatory shall replicate a modern dental office containing functional equipment including: a power-operated chair for treating patients in a supine position; operator and assistant stools; air-water syringe; adjustable light; oral evacuation equipment; work surface, hand-washing sink; and all other armamentarium required to instruct in the performance of ultrasonic scaling.~~

~~(B) Each operatory must be of sufficient size to accommodate a student and an instructor at one time.~~

~~(3) Laboratories. The location and number of general use equipment shall assure that each student has the access necessary to develop minimum competency in ultrasonic scaling. There shall be at least one ultrasonic unit and orthodontically banded typodont for every four students. This procedure shall be performed by an operator wearing gloves, mask, and safety glasses.~~

~~(4) Infection Control. The program shall establish written laboratory protocols to ensure adequate asepsis, infection and hazard control, and disposal of hazardous wastes, which shall comply with the board's regulations and other Federal, State, and local requirements. The program shall provide such protocols to all students, faculty, and appropriate staff to assure compliance with such protocols. Adequate space and equipment shall be provided for preparing and sterilizing all armamentarium.~~

## ~~(g) Program Content.~~

~~(1) Sufficient time shall be available for all students to obtain laboratory experience to achieve minimum competence in the various protocols used in the performance of ultrasonic scaling.~~

~~(2) A detailed course outline shall be provided to the board which clearly states curriculum subject matter and specific instruction hours in the individual areas of didactic and laboratory instruction and practical examination evaluation criteria.~~

~~(3) General program objectives and specific instructional unit objectives shall be stated in writing, and shall include theoretical aspects of each subject as well as practical application. The theoretical aspects of the program shall provide the content necessary for students to make judgments regarding the performance of~~

# **\*\*\*WORKING DOCUMENT\*\*\***

~~ultrasonic scaling. The course shall assure that students who successfully complete the course can perform ultrasonic scaling with minimum competence.~~

~~(4) Objective evaluation criteria shall be used for measuring student progress toward attainment of specific course objectives. Students shall be provided with specific unit objectives and the evaluation criteria that will be used for all aspects of the curriculum including written and practical examinations. The program shall establish a standard of performance that states the minimum number of satisfactory performances that are required for each procedure.~~

~~(5e) Areas of instruction shall include at least the following as they relate to ultrasonic scaling:~~

~~(A1) Ultrasonic Scaling Basics~~

~~iA. Legal requirements;~~

~~iiB. Description and goals of ultrasonic scaling;~~

~~iiiC. Indications and contraindication of using an ultrasonic scaler as it relates to other methods of cement removal;~~

~~ivD. Criteria for acceptable cement removal from orthodontically banded teeth.~~

~~(B2) Tooth morphology and anatomy of the oral cavity as they relate to the use of an ultrasonic scaler in cement removal of orthodontically banded teeth.~~

~~(C3) Armamentarium and equipment use and care.~~

~~(D4) Principles of cement removal from orthodontically banded teeth~~

~~iA. Characteristics of ultrasonic scaler units and tips for cement removal;~~

~~iiB. Instrument grasps and fulcrum techniques;~~

~~iiiC. Purpose and techniques of the mouth mirror for indirect vision and retraction;~~

~~ivD. Characteristics, manipulation and care of ultrasonic scaler unit when removing excess cement from orthodontically banded teeth;~~

# \*\*\*WORKING DOCUMENT\*\*\*

vE. Effects of ultrasonic scalers on hard and soft tissue including root damage, enamel damage, thermal damage, and soft tissue damage;

viF. Patient and operator safety including systemic medical complications and managing patients with pacemakers;

viiG. Use of adjunct material for removal of excess cement from orthodontically banded teeth;

viiiH. Techniques for removal of excess cement from orthodontically banded teeth on a banded typodont;

ixI. Evaluation criteria for removal of excess cement by an ultrasonic scaler on a banded typodont.

## (E5) Infection control protocols

(6f) There shall be no more than six (6) students per instructor during laboratory instruction. Laboratory experience will consist of practice on orthodontically banded typodonts. Sufficient time shall be available for all students to obtain laboratory experience to achieve minimum competence in the performance of ultrasonic scaling prior to examination on two orthodontically banded typodonts for evaluation of clinical competence.

## (h) Extramural Instruction.

~~(1) If an extramural facility is utilized, students shall, as part of an organized program of instruction, be provided with planned, supervised instruction in the removal of excess cement from orthodontically banded teeth.~~

~~(2) The program director/coordinator or a dental faculty member shall be responsible for selecting extramural sites and evaluating student competence in performing procedures both before and after the extramural assignment.~~

~~(3) Objective evaluation criteria shall be used by the program faculty and extramural personnel.~~

~~(4) Dentists who intend to provide extramural facilities shall be oriented by the program director/coordinator or a dental faculty member prior to the student assignment. Orientation shall include the objectives of the course, the preparation the student has had for the clinical assignment, and a review of procedures and criteria to be used by the dentist in evaluating the student during the assignment.~~



## **\*\*\*WORKING DOCUMENT\*\*\***

~~(5) There shall be a written contract of affiliation with each extramural facility utilized by the program. Such contract shall describe the settings in which the instruction will be received, affirm that the extramural facility has the necessary equipment and armamentarium appropriate for the procedures to be performed, and affirm that such equipment and armamentarium are in safe operating condition.~~

(ig) Evaluation and Examination.

(1) Upon completion of the course, each student must be able to:

(A) Identify the major characteristics of oral anatomy, histology, physiology, oral pathology, normal/abnormal anatomical and physiological tooth descriptions, morphology and microbiology as they relate to the use of an ultrasonic scaler in the removal of cement from orthodontic bands.

(B) Describe the necessary aspects of pre-operative instructions to patients.

(C) Recognize loose appliances.

(D) Recognize decalcification and mottled enamel.

(E) Identify the indications and contraindications of using an ultrasonic scaler as it relates to other methods of cement removal.

(F) Identify pre-medications for the compromised patient.

(G) Utilize proper armamentaria in an organized sequence for the use of an ultrasonic scaler in cement removal on an orthodontically banded typodont.

(H) Demonstrate, on an orthodontically banded typodont, the proper instrument grasp, fulcrum position, and cheek/tongue retraction.

(I) Demonstrate the proper techniques for removal of cement from teeth under orthodontic treatment without causing damage to hard or soft tissues, removing cement from underneath appliances, or loosening appliances.

(J) Maintain aseptic techniques including disposal of contaminated materials.

(2) Each student shall pass a written examination which reflects the entire curriculum content.

# \*\*\*WORKING DOCUMENT\*\*\*

(3) Each student shall pass a laboratory examination on two orthodontically banded typodonts which represent all four quadrants which have been banded using cementation product(s) easily visible to the operator.

(h) To maintain approval, courses approved prior to the effective date of these regulations shall submit to the Board a completed "Notice of Compliance with New Requirements for Ultrasonic Scaling Courses (New [INSERT DATE])", hereby incorporated by reference, within ninety (90) days of the effective date of these regulations.

Note: Authority cited: Section 1614, Business and Professions Code. Reference: Section 1754, Business and Professions Code.

## **§ 1070.6. Approval of Infection Control Courses.**

All dental assisting infection control courses in California shall apply for and receive Board-approval prior to operation by submitting to the Board a completed "Infection Control Course Application for Approval by the Dental Board of California (New [INSERT DATE])", which is hereby incorporated by reference, accompanied by a non-refundable fee of \$300.

In addition to the requirements of Sections 1070 and 1070.1 of these regulations, the following criteria shall be met by a course in infection control, as required in Sections 1750, 1750.2, 1750.4, and 1752.1 of the Business and Professions Code, to secure and maintain approval by the Board:

(a) Adequate provisions for the supervision and operation of the course in infection control shall be made in compliance with Section 1070. Notwithstanding Section 1070, faculty shall not be required to be licensed by the Board, but faculty shall have experience in the instruction of California Division of Occupational Safety and Health (Cal/OSHA) regulations (Cal. Code Regs., Title 8, Sections 330-344.85) and the Board's Minimum Standards for Infection Control (Cal. Code Regs., Title 16, Section 1005). In addition, all faculty responsible for clinical evaluation shall have completed a Board-approved two-hour methodology course in clinical evaluation.

### **Question for the Council – Should the two-hour methodology course in clinical evaluation be specific to infection control?**

(b) A course in infection control shall be of sufficient duration for the student to develop minimum competency in all aspects of Cal/OSHA regulations (Cal. Code Regs., Title 8, Sections 330-344.85) and the Board's Minimum Standards for Infection Control (Cal. Code Regs., Title 16, Section 1005), but in no event less than eight hours, including at least four hours of didactic instruction, at least two hours of laboratory or preclinical instruction, and at least two hours of clinical instruction. Preclinical instruction shall utilize instruments, surfaces, and situations where contamination is simulated, without actual contamination, from bloodborne and other pathogens being present.

# **\*\*\*WORKING DOCUMENT\*\*\***

**Question for the Council – Based on comments made by stand-alone course providers, the student’s knowledge of infection control has been limited. Should the number of course hours be redistributed to provide for additional time for theory instruction to ensure a better understanding of infection control? The preclinical and clinical experiences are essentially identical – could these be combined to allow for more didactic instruction time?**

(c) The minimum requirements for equipment and armamentaria shall include personal protective equipment, sterilizer approved by the United States Food and Drug Administration (FDA), ultrasonic unit or instrument processing device, sharps container, selection of instruments, equipment, and armamentaria that are necessary to instruct or demonstrate proper hazardous waste disposal, consistent with Cal/OSHA regulations (Cal. Code Regs., Title 8, Sections 330-344.85), local, state, and federal mandates, and all other armamentaria required to instruct or properly demonstrate the subjects described in the course content.

(d) Areas of instruction shall include, at a minimum, the instruction specified in subdivisions (e) and (f).

(e) Didactic instruction shall include, at a minimum, the following as they relate to Cal/OSHA regulations (Cal. Code Regs., Title 8, Sections 330-344.85) and the Board's Minimum Standards for Infection Control (Cal. Code Regs., Title 16, Section 1005):

- (1) Basic dental science and microbiology as they relate to infection control in dentistry.
- (2) Legal and ethical aspects of infection control procedures.
- (3) Terms and protocols specified in Cal. Code of Regs., Title 16, Section 1005 regarding the minimum standards for infection control.
- (4) Principles of modes of disease transmission and prevention.
- (5) Principles, techniques, and protocols of hand hygiene, personal protective equipment, surface barriers and disinfection, sterilization, sanitation, and hazardous chemicals associated with infection control.
- (6) Principles and protocols of sterilizer monitoring and the proper loading, unloading, storage, and transportation of instruments to work area.
- (7) Principles and protocols associated with sharps management.
- (8) Principles and protocols of infection control for laboratory areas.
- (9) Principles and protocols of waterline maintenance.

## \*\*\*WORKING DOCUMENT\*\*\*

(10) Principles and protocols of regulated and nonregulated waste management.

(11) Principles and protocols related to injury and illness prevention, hazard communication, general office safety, exposure control, postexposure requirements, and monitoring systems for radiation safety and sterilization systems.

**Question for the Council – Would instruction in the principles and protocols related to radiation safety monitoring be better suited as a requirement a radiation safety course rather than an infection control course??**

(f) Preclinical instruction shall include three experiences in the following areas, with one used for a practical examination:

(1) Apply hand cleansing products and perform hand cleansing techniques and protocols.

(2) Apply, remove, and dispose of patient treatment gloves, utility gloves, overgloves, protective eyewear, masks, and clinical attire.

(3) Apply the appropriate techniques and protocols for the preparation, sterilization, and storage of instruments including, at a minimum, application of personal protective equipment, precleaning, ultrasonic cleaning, rinsing, sterilization wrapping, internal or external process indicators, labeling, sterilization, drying, storage, and delivery to work area.

(4) Preclean and disinfect contaminated operatory surfaces and devices, and properly use, place, and remove surface barriers.

(5) Maintain sterilizer including, at a minimum, proper instrument loading and unloading, operation cycle, spore testing, and handling and disposal of sterilization chemicals.

(6) Apply work practice controls as they relate to the following classification of sharps: anesthetic needles or syringes, orthodontic wires, and broken glass.

(7) Apply infection control protocol for the following laboratory devices: impressions, bite registrations, and prosthetic appliances.

(8) Perform waterline maintenance, including use of water tests and purging of waterlines.

(g) Clinical instruction shall include two experiences in the following areas, with one used for a clinical examination:

## **\*\*\*WORKING DOCUMENT\*\*\***

- (1) Apply hand cleansing products and perform hand cleansing techniques and protocols.
- (2) Apply, remove, and dispose of patient treatment gloves, utility gloves, overgloves, protective eyewear, masks, and clinical attire.
- (3) Apply the appropriate techniques and protocols for the preparation, sterilization, and storage of instruments including, at a minimum, application of personal protective equipment, precleaning, ultrasonic cleaning, rinsing, sterilization wrapping, internal or external process indicators, labeling, sterilization, drying, storage, and delivery to work area.
- (4) Preclean and disinfect contaminated operatory surfaces and devices, and properly use, place, and remove surface barriers.
- (5) Maintain sterilizer including, at a minimum, proper instrument loading and unloading, operation cycle, spore testing, and handling and disposal of sterilization chemicals.
- (6) Apply work practice controls as they relate to the following classification of sharps: anesthetic needles or syringes, orthodontic wires, and broken glass.
- (7) Apply infection control protocol for the following laboratory devices: impressions, bite registrations, and prosthetic appliances.
- (8) Perform waterline maintenance, including use of water tests and purging of waterlines.

**Question for the Council – The experiences for preclinical and clinical instruction are the same. Should clinical instruction be removed to avoid duplication? Would preclinical instruction and the written examination be sufficient to ensure public protection?**

- (h) Each student shall pass a written examination that reflects the curriculum content, which may be administered at intervals throughout the course as determined by the course director.
- (i) To maintain approval, programs approved prior to the effective date of these regulations shall submit to the Board a completed “Notice of Compliance with New Requirements for Infection Control Courses (~~New 9/10~~ Revised **[INSERT DATE]**)”, hereby incorporated by reference, within ninety (90) days of the effective date of these regulations.

Note: Authority cited: Section 1614, Business and Professions Code. Reference: Sections 1750, 1750.2, 1750.4 and 1752.1, Business and Professions Code.

# **\*\*\*WORKING DOCUMENT\*\*\***

## **§ 1070.7. Approval of Orthodontic Assistant Permit Courses.**

All orthodontic assistant permit courses in California shall apply for and receive Board-approval prior to operation by submitting to the Board a completed “Orthodontic Assistant Permit Course Application for Approval by the Dental Board of California (New [INSERT DATE]”, which is hereby incorporated by reference, accompanied by a non-refundable fee of \$300.

In addition to the requirements of Sections 1070 and 1070.1, the following criteria shall be met by an orthodontic assistant permit course to secure and maintain approval by the Board.

(a) The course shall be of sufficient duration for the student to develop minimum competence in all of the duties that orthodontic assistant permitholders are authorized to perform, but in no event less than 84 hours, including at least 24 hours of didactic instruction, at least 28 hours of laboratory instruction, and at least 32 hours of clinical instruction. A registered dental assistant shall not be required to complete further instruction in the duties of placing ligature ties and archwires, removing orthodontic bands, and removing excess cement from tooth surfaces with a hand instrument. The course hours for a student who holds a valid and current registered dental assistant license shall be no less than 55 hours, including 11 didactic hours, 24 laboratory hours, and 20 clinical hours. A registered dental assistant who has completed a Board-approved course in the use of an ultrasonic scaler shall not be required to complete further instruction in that duty. The course hours for a student who holds a valid and current registered dental assistant license and who has completed a Board-approved course in the use of an ultrasonic scaler shall be no less than 51 hours, including 9 didactic hours, 22 laboratory hours, and 20 clinical hours.

(b) The minimum requirements for equipment and armamentaria shall include banded or bonded orthodontic typodonts in the ratio of at least one for every four students, bench mount or dental chair mounted mannequin head, curing light, regular typodont with full dentition and soft gingiva in the ratio of at least one for every four students, and a selection of orthodontic instruments and adjunct material for all of the procedures that orthodontic assistant permitholders are authorized to perform under Business and Professions Code Section 1750.3.

(c) In addition to the requirements of Section 1070, all faculty or instructional staff members responsible for clinical evaluation shall have completed a Board-approved two-hour methodology course in clinical evaluation prior to conducting clinical evaluations of students.

**Question for the Council – Should the two-hour methodology course in clinical evaluation be specific to orthodontic assisting?**

(d) Areas of instruction shall include, at a minimum, the instruction specified in subdivisions (e) to (j), inclusive, as well as instruction in basic background information on orthodontic practice. “Basic background information on orthodontic practice” means,

## **\*\*\*WORKING DOCUMENT\*\*\***

for purposes of this subdivision, the orthodontic treatment review, charting, patient education, and legal and infection control requirements as they apply to orthodontic practice.

(e) The following requirements shall be met for sizing, fitting, cementing, and removing orthodontic bands:

(1) Didactic instruction shall contain the following:

(A) Theory of band positioning and tooth movement.

(B) Characteristics of band material: malleability, stiffness, ductility, and work hardening.

(C) Techniques for orthodontic banding and removal, which shall include all of the following:

(i) Armamentaria.

(ii) General principles of fitting and removing bands.

(iii) Normal placement requirements of brackets, tubes, lingual sheaths, lingual cleats, and buttons onto bands.

(iv) Orthodontic cements and adhesive materials: classifications, armamentaria, and mixing technique.

(v) Cementing bands: armamentaria, mixing technique, and band cementation procedures.

(vi) Procedure for removal of bands after cementation.

(2) Laboratory instruction shall include typodont experience in the sizing, fitting, cementing, and removal of four posterior first molar bands a minimum of two times, with the cementing and removal of two first molar bands used as a practical examination.

(3) Clinical instruction shall include the sizing, fitting, cementing, and removal of four posterior first molar bands on at least two patients.

(f) The following requirements shall be met for preparing teeth for bonding:

(1) Didactic instruction shall contain the following:

(A) Chemistry of etching materials and tooth surface preparation

## **\*\*\*WORKING DOCUMENT\*\*\***

(B) Application and time factors

(C) Armamentaria

(D) Techniques for tooth etching.

(2) Laboratory instruction shall include typodont experience with etchant application in preparation for subsequent bracket bonding on four anterior and four posterior teeth a minimum of four times each, with one of each of the four times used for a practical examination.

(3) Clinical instruction shall include etchant application in preparation for bracket bonding on anterior and posterior teeth on at least two patients.

(g) The following requirements shall be met for bracket positioning, bond curing, and removal of orthodontic brackets.

(1) Didactic instruction shall include the following elements:

(A) Characteristics and methods of orthodontic bonding.

(B) Armamentaria.

(C) Types of bracket bonding surfaces.

(D) Bonding material characteristics, application techniques, and curing time factors.

(E) Procedure for direct and indirect bracket bonding.

(F) Procedures for bracket or tube removal.

(2) Laboratory instruction shall contain typodont experience with selecting, prepositioning, tooth etching, positioning, curing, and removing of four anterior and four posterior brackets a minimum of four times each, with one each of the four times used for a practical examination.

(3) Clinical instruction shall contain selecting, adjusting, prepositioning, etching, curing, and removal of anterior and posterior brackets on at least two patients.

(h) The following requirements shall be met for archwire placement and ligation:

(1) Didactic instruction shall contain the following:

(A) Archwire characteristics.



# \*\*\*WORKING DOCUMENT\*\*\*

(B) Armamentaria.

(C) Procedures for placement of archwire previously adjusted by the dentist.

(D) Ligature systems, purpose, and types, including elastic, wire, and self-ligating.

(2) Laboratory instruction shall contain typodont experience on the following:

(A) The insertion of a preformed maxillary and mandibular archwire a minimum of four times per arch, with one of each of the four times used for a practical examination.

(B) Ligation of maxillary and mandibular archwire using elastic or metal ligatures or self-ligating brackets a minimum of four times per arch, with one of each of the four times used for a practical examination.

(3) Clinical instruction shall contain the following:

(A) Insertion of a preformed maxillary and mandibular archwire on at least two patients.

(B) Ligating both preformed maxillary and mandibular archwires using a combination of elastic and metal ligatures or self-ligating brackets on at least two patients for each.

(i) The following requirements shall be met for cement removal with a hand instrument:

(1) Didactic instruction shall contain the following:

(A) Armamentaria

(B) Techniques of cement removal using hand instruments and related materials

(2) Laboratory instruction shall contain typodont experience on the removal of excess cement supragingivally from an orthodontically banded typodont using a hand instrument four times, with one of the four times used for a practical examination.

(3) Clinical instruction shall contain removal of excess cement supragingivally from orthodontic bands with a hand instrument on at least two patients.

**Question for the Council – Should a clinical competency examination be required as part of the course similar to the Dental Sedation Assistant Permit Course? If**

# \*\*\*WORKING DOCUMENT\*\*\*

so, should one of the two patients used for clinical instruction be used as the clinical competency examination?

(j) Instruction for cement removal with an ultrasonic scaler shall be in accordance with Cal. Code Regs., Title 16, Section 1070.5, which governs courses in the removal of excess cement from teeth under orthodontic treatment with an ultrasonic scaler.

**Question for the Council – Should the course provider be required to indicate whether the completion of an ultrasonic scaling course is a prerequisite to the Orthodontic Assisting Course or if instruction in ultrasonic scaling will be provided as part of the instruction for cement removal?**

(k) Each student shall pass a written examination that reflects the curriculum content, which may be administered at intervals throughout the course as determined by the course director.

(l) To maintain approval, programs approved prior to the effective date of these regulations shall submit to the Board a completed “Notice of Compliance with New Requirements for Orthodontic Assistant Permit Courses (~~New 9/10~~ Revised **INSERT DATE**)”, hereby incorporated by reference, within ninety (90) days of the effective date of these regulations.

Note: Authority cited: Section 1614, Business and Professions Code. Reference: Sections 1750.2 and 1752.4, Business and Professions Code.

## **§ 1070.8. Approval of Dental Sedation Assistant Permit Courses.**

All orthodontic assistant permit courses in California shall apply for and receive Board-approval prior to operation by submitting to the Board a completed “Dental Sedation Assistant Permit Course Application for Approval by the Dental Board of California (New **INSERT DATE**)”, which is hereby incorporated by reference, accompanied by a non-refundable fee of \$300.

In addition to the requirements of Sections 1070 and 1070.1, the following criteria shall be met by a dental sedation assistant permit course to secure and maintain approval by the Board. As used in this Section, the following definitions apply: “IV” means intravenous, “AED” means automated external defibrillator, “CO2” means carbon dioxide, and “ECG” and “EKG” both mean electrocardiogram.

(a) (1) The course director, designated faculty member, or instructional staff member may, in lieu of a license issued by the Board, possess a valid, active, and current license issued in California as a physician and surgeon.

## **\*\*\*WORKING DOCUMENT\*\*\***

(2) The course director, designated faculty member, or instructional staff member responsible for clinical evaluation shall have completed a Board-approved two-hour methodology course in clinical evaluation prior to conducting clinical evaluations of students.

### **Question for the Council – Should the two-hour methodology course in clinical evaluation be specific to dental sedation assisting?**

(3) Clinical instruction shall be given under direct supervision of the course director, designated faculty member, or instructional staff member who shall be the holder of a valid, active, and current general anesthesia or conscious sedation permit issued by the Board. Evaluation of the condition of a sedated patient shall remain the responsibility of the director, designated faculty member, or instructional staff member authorized to administer conscious sedation or general anesthesia, who shall be at the patient's chairside while conscious sedation or general anesthesia is being administered.

(b) The course shall be of a sufficient duration for the student to develop minimum competence in all of the duties that dental sedation assistant permitholders are authorized to perform, but in no event less than 110 hours, including at least 40 hours of didactic instruction, at least 32 hours of combined laboratory and preclinical instruction, and at least 38 hours of clinical instruction. Clinical instruction shall require completion of all of the tasks described in subdivisions (j), (k), (l), (m), and (n) of this Section during no less than twenty (20) supervised cases utilizing conscious sedation or general anesthesia.

(c) The following are minimum requirements for equipment and armamentaria:

(1) One pulse oximeter for each six students; one AED or AED trainer; one capnograph or teaching device for monitoring of end tidal CO<sub>2</sub>; blood pressure cuff and stethoscope for each six students; one pretracheal stethoscope for each six students; one electrocardiogram machine, one automatic blood pressure/pulse measuring system/machine, and one oxygen delivery system including oxygen tank; one IV start kit for each student; one venous access device kit for each student; IV equipment and supplies for IV infusions including hanging device infusion containers and tubing for each six students; one sharps container for each six students; packaged syringes, needles, needleless devices, practice fluid ampules and vials for each student; stopwatch or timer with second hand for each six students; one heart/lung sounds mannequin or teaching device; tonsillar or pharyngeal suction tip, endotracheal tube forceps, endotracheal tube and appropriate connectors, suction equipment for aspiration of oral and pharyngeal cavities, and laryngoscope in the ratio of at least one for each six students; any other monitoring or emergency equipment required by Cal. Code Regs., Title 16, Section 1043 for the administration of general anesthesia or conscious sedation; and a selection of instruments and supplemental armamentaria for all of the procedures that dental sedation

# **\*\*\*WORKING DOCUMENT\*\*\***

assistant permitholders are authorized to perform according to Business and Professions Code Section 1750.5.

(2) Each operatory used for preclinical or clinical training shall contain either a surgery table or a power-operated chair for treating patients in a supine position, an irrigation system or sterile water delivery system as they pertain to the specific practice, and all other equipment and armamentarium required to instruct in the duties that dental sedation assistant permitholders are authorized to perform according to Business and Professions Code Section 1750.5.

(3) All students, faculty, and staff involved in the direct provision of patient care shall be certified in basic life support procedures, including the use of an automatic electronic defibrillator.

(d) Areas of instruction shall include, at a minimum, the instruction specified in subdivisions (e) to (n), inclusive, as they relate to the duties that dental sedation assistant permitholders are authorized to perform.

(e) General didactic instruction shall contain:

(1) Patient evaluation and selection factors through review of medical history, physical assessment, and medical consultation.

(2) Characteristics of anatomy and physiology of the circulatory, cardiovascular, and respiratory systems, and the central and peripheral nervous system.

(3) Characteristics of anxiety management related to the surgical patient, relatives, and escorts, and characteristics of anxiety and pain reduction techniques.

(4) Overview of the classification of drugs used by patients for cardiac disease, respiratory disease, hypertension, diabetes, neurological disorders, and infectious diseases.

(5) Overview of techniques and specific drug groups utilized for sedation and general anesthesia.

(6) Definitions and characteristics of levels of sedation achieved with general anesthesia and sedative agents, including the distinctions between conscious sedation, deep sedation, and general anesthesia.

(7) Overview of patient monitoring during conscious sedation and general anesthesia.

(8) Prevention, recognition, and management of complications.

# **\*\*\*WORKING DOCUMENT\*\*\***

(9) Obtaining informed consent.

(f) With respect to medical emergencies, didactic instruction shall contain:

(1) An overview of medical emergencies, including, but not limited to, airway obstruction, bronchospasm or asthma, laryngospasm, allergic reactions, syncope, cardiac arrest, cardiac dysrhythmia, seizure disorders, hyperglycemia and hypoglycemia, drug overdose, hyperventilation, acute coronary syndrome including angina and myocardial infarction, hypertension, hypotension, stroke, aspiration of vomitus, and congestive heart failure.

(2) Laboratory instruction shall include the simulation and response to at least the following medical emergencies: airway obstruction, bronchospasm, emesis and aspiration of foreign material under anesthesia, angina pectoris, myocardial infarction, hypotension, hypertension, cardiac arrest, allergic reaction, convulsions, hypoglycemia, syncope, and respiratory depression. Both training mannequins and other students or staff may be used for simulation. The student shall demonstrate proficiency in all simulated emergencies during training and shall then be eligible to complete a practical examination on this Section.

(g) With respect to sedation and the pediatric patient, didactic instruction shall contain the following:

(1) Psychological considerations.

(2) Patient evaluation and selection factors through review of medical history, physical assessment, and medical consultation.

(3) Definitions and characteristics of levels of sedation achieved with general anesthesia and sedative agents, with special emphasis on the distinctions between conscious sedation, deep sedation, and general anesthesia.

(4) Review of respiratory and circulatory physiology and related anatomy, with special emphasis on establishing and maintaining a patient airway.

(5) Overview of pharmacology agents used in contemporary sedation and general anesthesia.

(6) Patient monitoring.

(7) Obtaining informed consent.

(8) Prevention, recognition, and management of complications, including principles of basic life support.

## **\*\*\*WORKING DOCUMENT\*\*\***

(h) With respect to physically, mentally, and neurologically compromised patients, didactic instruction shall contain the following: an overview of characteristics of Alzheimer's disease, autism, cerebral palsy, Down's syndrome, mental retardation, multiple sclerosis, muscular dystrophy, Parkinson's disease, schizophrenia, and stroke.

(i) With respect to health history and patient assessment, didactic instruction shall include, at a minimum, the recording of the following:

(1) Age, sex, weight, physical status as defined by the American Society of Anesthesiologists Physical Status Classification System, medication use, general health, any known or suspected medically compromising conditions, rationale for anesthesia or sedation of the patient, visual examination of the airway, and auscultation of the heart and lungs as medically required.

(2) General anesthesia or conscious sedation records that contain a time-oriented record with preoperative, multiple intraoperative, and postoperative pulse oximetry and blood pressure and pulse readings, frequency and dose of drug administration, length of procedure, complications of anesthesia or sedation, and a statement of the patient's condition at time of discharge.

(j) With respect to monitoring heart sounds with pretracheal/precordial stethoscope and EKG and use of AED:

(1) Didactic instruction shall contain the following:

(A) Characteristics of pretracheal/precordial stethoscope.

(B) Review of anatomy and physiology of circulatory system: heart, blood vessels, and cardiac cycle as it relates to EKG.

(C) Characteristics of rhythm interpretation and waveform analysis basics.

(D) Characteristics of manual intermittent and automatic blood pressure and pulse assessment.

(E) Characteristics and use of an AED.

(F) Procedure for using a pretracheal/precordial stethoscope for monitoring of heart sounds.

(G) Procedure for use and monitoring of the heart with an EKG machine, including electrode placement, and the adjustment of such equipment.

(H) Procedure for using manual and automatic blood pressure/pulse/respiration measuring system.

## **\*\*\*WORKING DOCUMENT\*\*\***

(2) Preclinical instruction: Utilizing another student or staff person, the student shall demonstrate proficiency in each of the following tasks during training and shall then be eligible to complete an examination on this Section.

(A) Assessment of blood pressure and pulse both manually and utilizing an automatic system.

(B) Placement and assessment of an EKG. Instruction shall include the adjustment of such equipment.

(C) Monitoring and assessment of heart sounds with a pretracheal/precordial stethoscope.

(D) Use of an AED or AED trainer.

(3) Clinical instruction: Utilizing patients, the student shall demonstrate proficiency in each of the following tasks, under supervision of faculty or instructional staff as described in Section 1070.8(a)(3), and shall then be eligible to complete an examination on this Section.

(A) Assessment of blood pressure and pulse both manually and utilizing an automatic system.

(B) Placement and assessment of an EKG. Instruction shall include the adjustment of such equipment.

(C) Monitoring and assessment of heart sounds with a pretracheal/precordial stethoscope.

(k) With respect to monitoring lung/respiratory sounds with pretracheal/precordial stethoscope and monitoring oxygen saturation end tidal CO<sub>2</sub> with pulse oximeter and capnograph:

(1) Didactic instruction shall contain the following:

(A) Characteristics of pretracheal/precordial stethoscope, pulse oximeter and capnograph for respiration monitoring.

(B) Review of anatomy and physiology of respiratory system to include the nose, mouth, pharynx, epiglottis, larynx, trachea, bronchi, bronchioles, and alveolus.

(C) Characteristics of respiratory monitoring/lung sounds: mechanism of respiration, composition of respiratory gases, oxygen saturation.

(D) Characteristics of manual and automatic respiration assessment.

# **\*\*\*WORKING DOCUMENT\*\*\***

(E) Procedure for using a pretracheal/precordial stethoscope for respiration monitoring.

(F) Procedure for using and maintaining pulse oximeter for monitoring oxygen saturation.

(G) Procedure for use and maintenance of capnograph.

(H) Characteristics for monitoring blood and skin color and other related factors.

(I) Procedures and use of an oxygen delivery system.

(J) Characteristics of airway management to include armamentaria and use.

(2) Preclinical instruction: Utilizing another student or staff person, the student shall demonstrate proficiency in each of the following tasks during training and shall then be eligible to complete an examination on this Section.

(A) Assessment of respiration rates.

(B) Monitoring and assessment of lung sounds and ventilation with a pretracheal/precordial stethoscope.

(C) Monitoring oxygen saturation with a pulse oximeter.

(D) Use of an oxygen delivery system.

(3) Clinical instruction: Utilizing patients, the student shall demonstrate proficiency in each of the following tasks, under supervision by faculty or instructional staff as described in Section 1070.8(a)(3), and shall then be eligible to complete an examination on this Section.

(A) Assessment of respiration rates.

(B) Monitoring and assessment of lung sounds and ventilation with a pretracheal/precordial stethoscope.

(C) Monitoring oxygen saturation with a pulse oximeter.

(D) Use of an oxygen delivery system.

(I) With respect to drug identification and draw:



# **\*\*\*WORKING DOCUMENT\*\*\***

(1) Didactic instruction shall contain:

(A) Characteristics of syringes and needles: use, types, gauges, lengths, and components.

(B) Characteristics of drug, medication, and fluid storage units: use, type, components, identification of label including generic and brand names, strength, potential adverse reactions, expiration date, and contraindications.

(C) Characteristics of drug draw: armamentaria, label verification, ampule and vial preparation, and drug withdrawal techniques.

(2) Laboratory instruction: The student shall demonstrate proficiency in the withdrawal of fluids from a vial or ampule in the amount specified by faculty or instructional staff and shall then be eligible to complete a practical examination.

(3) Clinical instruction: The student shall demonstrate proficiency in the evaluation of vial or container labels for identification of content, dosage, and strength and in the withdrawal of fluids from a vial or ampule in the amount specified by faculty or instructional staff as described in Section 1070.8(a)(3), and shall then be eligible to complete an examination on this Section.

(m) With respect to adding drugs, medications, and fluids to IV lines:

(1) Didactic instruction shall contain:

(A) Characteristics of adding drugs, medications, and fluids to IV lines in the presence of a licensed dentist.

(B) Armamentaria.

(C) Procedures for adding drugs, medications, and fluids, including dosage and frequency.

(D) Procedures for adding drugs, medications, and fluids by IV bolus.

(E) Characteristics of patient observation for signs and symptoms of drug response.

(2) Laboratory instruction: The student shall demonstrate proficiency in adding fluids to an existing IV line on a venipuncture training arm or in a simulated environment, and shall then be eligible to complete a practical examination on this Section.

# \*\*\*WORKING DOCUMENT\*\*\*

(3) Clinical instruction: The student shall demonstrate proficiency in adding fluids to existing IV lines in the presence of course faculty or instructional staff as described in Section 1070.8(a)(3), and shall then be eligible to complete an examination on this Section.

(n) With respect to the removal of IV lines:

(1) Didactic instruction shall include overview and procedures for the removal of an IV line.

(2) Laboratory instruction: The student shall demonstrate proficiency on a venipuncture training arm or in a simulated environment for IV removal, and shall then be eligible for a practical examination.

(3) Clinical instruction: The student shall demonstrate proficiency in removing IV lines in the presence of course faculty or instructional staff as described in Section 1070.8(a)(3), and shall then be eligible to complete an examination on this Section.

(o) Each student shall pass a written examination that reflects the curriculum content, which may be administered at intervals throughout the course as determined by the course director.

(p) To maintain approval, programs approved prior to the effective date of these regulations shall submit to the Board a completed "Notice of Compliance with New Requirements for Dental Sedation Assistant Permit Courses (~~New 9/10~~ Revised **[INSERT DATE]**)", hereby incorporated by reference, within ninety (90) days of the effective date of these regulations.

Note: Authority cited: Section 1614, Business and Professions Code. Reference: Sections 1750.4, 1750.5 and 1752.4, Business and Professions Code.

**§1070.9 Approval of Radiation Safety Courses for Dental Assistants, Registered Dental Assistants, and Registered Dental Assistants in Extended Functions:**  
**Staff recommends developing this language during the working meeting so that all members of the Council and stakeholders will have an opportunity to be involved in the development of the radiation safety course requirements for dental assisting.**

**§1070.10. Approval of 30-Hour Educational Methodology Courses.**  
**All dental assisting educational methodology courses in California shall apply for and receive Board-approval prior to operation by submitting to the Board a completed "Dental Assisting Educational Methodology Course Application for Approval by the Dental Board of California (New **[INSERT DATE]**)", which is hereby incorporated by reference, accompanied by a non-refundable fee of \$300.**

# **\*\*\*WORKING DOCUMENT\*\*\***

In addition to the requirements of Section 1070 and 1070.1, the following criteria shall be met by educational methodology courses, that RDA program faculty are required to complete pursuant to Section 1070.2, to secure and maintain approval by the Board:

(a) Administration/Faculty. Adequate provision for the supervision and operation of the course shall be made. The course director and each faculty member shall hold one of the following:

- (1) A post-graduate degree in education;
- (2) A Ryan Designated Subjects Vocational Education Teaching Credential;
- (3) A Standard Designated Subjects Teaching Credential; or,
- (4) A Community College Teaching Credential.

(b) Length of Course. The course shall be of sufficient duration for the student to develop minimum competence in educational methodology, but shall in no event be less than 30 hours. A Board-approved course provider may provide instruction via electronic media, homestudy materials, or live lecture.

(c) Program Content. Curriculum shall include content designed to prepare the student to teach effectively, utilizing a variety of instructional methodologies and learning styles. Areas of instruction shall include the following:

- (1) Principles and key concepts of effective communication, group dynamics, conflict resolution, and occupational safety.
- (2) Learning strategies, including: teaching techniques for reading and listening strategies.
- (3) Student management, including:
  - (A) Recordkeeping;
  - (B) Time management;
  - (C) Effective instructional practices for culturally diverse students; and,
  - (D) Behavioral approaches to student management.
- (4) Development of instructional technologies, including:
  - (A) Generalized program goals and objectives;
  - (B) Individual course outlines, including:

# **\*\*\*WORKING DOCUMENT\*\*\***

(i) daily and weekly topic outlines;

(ii) theory, demonstration, and practical hour breakdown; and,

(iii) Student ratios for all aspects of registered dental assisting instruction.

(C) Specific instructional objectives, including:

(i) Student performance, conditions, and standards;

(ii) Writing objectives for problem-solving projects;

(iii) writing objectives for higher-level thinking skills; and,

(iv) use of objectives in achievement testing and in assessing performance skills.

(D) Lesson plans, including:

(i) Lesson plan templates, including:

(a) Course identifications;

(b) Topic identification;

(c) Day and time designation;

(d) Required materials;

(e) Prerequisites;

(f) General objectives;

(g) Cognitive and psychomotor objective;

(h) Activities;

(i) Assignments; and,

(j) Testing and evaluation.

(ii) Detailed daily lesson plan presentations using the following styles:

# **\*\*\*WORKING DOCUMENT\*\*\***

(a) Lecture;

(b) Demonstration;

(c) Discussion;

(d) Inquiry; and,

(e) Performance activities.

(5) Development of assessment and evaluation mechanisms, including:

(A) Objective tests, including:

(i) Development and analysis of multiple choice, true/false, matching completion and matching examination items;

(ii) Completion of an examination item analysis;

(iii) Identification of pros and cons of instructor-created and textbook-created objective test questions;

(iv) Establishment of validity and reliability in objective testing; and,

(v) Preparing students to pass written examinations;

(B) Performance assessment, including:

(i) Development of criteria for evaluation instruments;

(ii) Development of minimum number of satisfactory performance for skills;

(iii) Construction of evaluation assessment instruments; and,

(iv) Preparing students for performance-based assessment examinations;

(C) Student self-study assessment instruments;

(D) Cumulative assessment, including:

(i) Identifying standards for minimum competency in clinical performance;

(ii) Cumulative assessment strategies for course evaluation;

# **\*\*\*WORKING DOCUMENT\*\*\***

(iii) Incorporating written and practical examinations, projects, and homework assignments.

(d) Student Evaluation and Examination. Each student shall pass a written examination which reflects the entire curriculum content either through a comprehensive format or modular unit examination.

Note: Authority Cited: Section 1614, Business and Professions Code. Reference:

## **§1070.11. Approval of Dental Assisting Clinical Evaluation Methodology Courses.**

All dental assisting clinical evaluation methodology courses in California shall apply for and receive Board-approval prior to operation by submitting to the Board a completed “Dental Assisting Clinical Evaluation Methodology Course Application for Approval by the Dental Board of California (New [INSERT DATE]”, which is hereby incorporated by reference, accompanied by a non-refundable fee of \$300.

In addition to the requirements of Sections 1070 and 1070.1, the following criteria shall be met by dental assisting clinical evaluation methodology courses that course directors, faculty, or instructional staff are required to complete in order to perform clinical evaluations as part of Board-approved dental assisting courses as provided in this Article to secure and maintain approval by the Board:

(a) Administration/Faculty. Adequate provision for the supervision and operation of the course shall be made. The course director and each faculty member shall have completed a 30-hour course in educational methodology as provided in Section 1070.10, or hold one of the following:

- (1) A post-graduate degree in education;
- (2) A Ryan Designated Subjects Vocational Education Teaching Credential;
- (3) A Standard Designated Subjects Teaching Credential; or,
- (4) A Community College Teaching Credential.

(b) Length of Course. The course shall be of sufficient duration for the student to develop minimum competence in clinical evaluation in the applicable subject area, but shall in no event be less than six (6) hours for RDAEF Educational Programs as provided in Section 1071, and in no event less than two (2) hours for each of the following:

- (1) Pit and fissure sealant courses as provided in Section 1070.3;
- (2) Coronal polishing courses as provided in Section 1070.4;

# **\*\*\*WORKING DOCUMENT\*\*\***

- (3) Ultrasonic scaling courses as provided in Section 1070.5;
- (4) Infection control courses as provided in Section 1070.6;
- (5) Orthodontic assisting permit courses as provided in Section 1070.7;
- (6) Dental sedation assistant permit courses as provided in Section 1070.8; and
- (7) Radiation safety courses as provided in Section 1070.9.

A Board-approved course provider may provide instruction via electronic media, homestudy materials, or live lecture.

(c) Program Content. Curriculum shall include content designed to prepare the student to conduct clinical evaluations of students in the applicable subject area. Areas of instruction shall include the following:

- (1) The laws governing clinical instruction in the applicable subject area.
- (2) Development of instructional technologies, including student performance, conditions, and standards; writing objectives for problem-solving projects; writing objectives for higher-level thinking skills; and, use of objectives in achievement testing and in assessing performance skills.
- (3) Development of assessment and evaluation mechanisms, including development of criteria for evaluation instruments; and, preparing students for performance-based assessment examinations.

(d) Student Evaluation and Examination. Each student shall pass a written examination which reflects the entire curriculum content either through a comprehensive format or modular unit examinations.

Note: Authority cited: Section 1614, Business and Professions Code. Reference:

## **§ 1071. Approval of RDAEF Educational Programs.**

(a) All ~~new~~ Registered Dental Assistant in Extended Functions (RDAEF) educational programs shall apply for and receive Board approval prior to operation by submitting to the Board a completed “Registered Dental Assistant (RDAEF) Program Application for Approval by the Dental Board of California (New [INSERT DATE])”, which is hereby incorporated by reference, accompanied by a non-refundable fee of \$1,400. The Board may approve, provisionally approve, or deny approval of any such program.

(b) The Board may, in lieu of conducting its own investigation, accept the findings of any commission or accreditation agency approved by the Board and adopt those findings as its own.

## **\*\*\*WORKING DOCUMENT\*\*\***

(bc) In addition to the requirements of Cal. Code Regs., Title 16, Sections 1070 and 1070.1, the following criteria shall be met by an RDAEF educational program to secure and maintain approval by the Board.

(1) A program applying for approval to teach all of the duties specified in Business and Professions Code Section 1753.5 shall comply with all of the requirements of this Section.

(2) A program applying for approval to teach RDAEFs licensed on or before January 1, 2010 the additional duties specified in Business and Professions Code Section 1753.6 shall comply with all of the requirements of this Section, except as follows:

(A) The program shall be no less than 318 hours, including at least 76 hours of didactic instruction, at least 186 hours of laboratory instruction, and at least 56 hours of clinical instruction.

(B) Students shall not be required to complete instruction related to the placement of gingival retraction cord, the taking of final impressions for permanent indirect restorations, or the fitting of endodontic master points and accessory points.

(ed) In order to be admitted to the program, each student shall possess a valid, active, and current license as a registered dental assistant issued by the Board and shall submit documentary evidence of successful completion of a Board-approved pit and fissure sealant course.

(de) In addition to the requirements of Sections 1070 and 1070.1, all faculty members responsible for clinical evaluation shall have completed a Board-approved course or certification program in ~~educational~~ clinical evaluation methodology of at least six (6) hours by January 1, 2012, unless he or she holds any one of the following: a postgraduate degree in education, a Ryan Designated Subjects Vocational Education Teaching Credential, a Standard Designated Subjects Teaching Credential, or, a Community College Teaching Credential. Each faculty member employed after January 1, 2012, shall complete a course or certification program in educational methodology within six months of employment. The program director or designated administrator shall be responsible to obtain and maintain records of each faculty member showing evidence of having met this requirement.

(ef) The program shall be of sufficient duration for the student to develop minimum competence in all of the duties that RDAEFs are authorized to perform, but in no event less than 410 hours, including at least 100 hours of didactic instruction, at least 206 hours of laboratory instruction, and at least 104 hours of clinical instruction. All laboratory and simulated clinical instruction shall be provided under the direct supervision of program staff. Clinical instruction shall be provided under the direct



# **\*\*\*WORKING DOCUMENT\*\*\***

supervision of a licensed dentist and may be completed in an extramural dental facility as defined in Section 1070.1(c).

(fg) The following requirements are in addition to the requirements of Sections 1070 and 1070.1:

(1) Minimum requirements for equipment and armamentaria:

(A) Laboratory facilities with individual seating stations for each student and equipped with air, gas and air, or electric driven rotary instrumentation capability. Each station or operatory shall allow an articulated typodont to be mounted in a simulated head position.

(B) Clinical simulation facilities that provide simulated patient heads mounted in appropriate position and accommodating an articulated typodont in an enclosed intraoral environment, or mounted on a dental chair in a dental operatory. Clinical simulation spaces shall be sufficient to permit one simulation space for each two students at any one time.

(C) Articulated typodonts of both deciduous and permanent dentitions with flexible gingival tissues and with prepared teeth for each procedure to be performed in the laboratory and clinical simulation settings. One of each type of typodont is required for each student.

(D) A selection of restorative instruments and adjunct materials for all procedures that RDAEFs are authorized to perform.

(2) Notwithstanding Section 1070, there shall be at least one operatory for every two students who are simultaneously engaged in clinical instruction.

(gh) Areas of instruction shall include, at a minimum, the instruction specified in subdivisions (h) to (o), inclusive, and the following didactic instruction:

(1) The following instruction as it relates to each of the procedures that RDAEFs are authorized to perform: restorative and prosthetic treatment review; charting; patient education; legal requirements; indications and contraindications; problem solving techniques; laboratory, preclinical, and clinical criteria and evaluation; and infection control protocol implementation.

(2) Dental science, including dental and oral anatomy, histology, oral pathology, normal or abnormal anatomical and physiological tooth descriptions, tooth morphology, basic microbiology relating to infection control, and occlusion. "Occlusion" is the review of articulation of maxillary and mandibular arches in maximum intercuspation.

## **\*\*\*WORKING DOCUMENT\*\*\***

(3) Characteristics and manipulation of dental materials related to each procedure.

(4) Armamentaria for all procedures.

(5) Principles, techniques, criteria, and evaluation for performing each procedure, including implementation of infection control protocols.

(6) Tooth isolation and matrix methodology review.

(hi) General laboratory instruction shall include:

(1) Rubber dam application for tooth isolation in both maxillary and mandibular arches and for deciduous and permanent dentitions. A minimum of four experiences per arch is required, with two anterior and two posterior applications, with one of the applications used for a practical examination.

(2) Matrix placement for amalgam, and nonmetallic restorative material restorations in both primary and permanent dentitions, with three experiences for each cavity classification and for each material.

(3) Base, liner, and etchant placement on three posterior teeth for each base, liner, or etchant, with one of the three teeth used for a practical examination.

(ij) With respect to preliminary evaluation of the patient's oral health, including charting of existing conditions excluding periodontal assessment, intraoral and extraoral evaluation of soft tissue, classifying occlusion, and myofunctional evaluation:

(1) Didactic instruction shall contain the following:

(A) Normal anatomical structures: oral cavity proper, vestibule, and lips.

(B) Deviations from normal to hard tissue abnormalities to soft tissue abnormalities.

(C) Overview of classifications of occlusion and myofunction.

(D) Sequence of oral inspection: armamentaria, general patient assessment, review of medical history form, review of dental history form, oral cavity mouth-mirror inspection, and charting existing conditions.

(2) Preclinical instruction shall include performing an oral inspection on at least two other students.

(3) Clinical instruction shall include performing an oral inspection on at least two patients, with one of the two patients used for a clinical examination.

# **\*\*\*WORKING DOCUMENT\*\*\***

(j*k*) With respect to sizing, fitting, and cementing endodontic master points and accessory points:

(1) Didactic instruction shall include the following:

(A) Review of objectives, canal preparation, filling of root canal space, including the role of the RDAEF as preparatory to condensation which is to be performed by the licensed dentist.

(B) Description and goals of filling technique using lateral condensation techniques.

(C) Principles and techniques of fitting and cementing master points and accessory points using lateral condensation, including characteristics, manipulation, use of gutta percha and related materials, and criteria for an acceptable master and accessory points technique using lateral condensation.

(2) Laboratory instruction shall include fitting and cementing master points and accessory points on extracted teeth or simulated teeth with canals in preparation for lateral condensation by the dentist, with a minimum of two experiences each on a posterior and anterior tooth. This instruction shall not include obturator-based techniques or other techniques that employ condensation.

(3) Simulated clinical instruction shall include fitting and cementing master points and accessory points in preparation for condensation by the dentist with extracted or simulated teeth prepared for lateral condensation mounted in simulated patient heads mounted in appropriate position and accommodating and articulated typodont in an enclosed intraoral environment, or mounted on a dental chair in a dental operator. This instruction shall not include obturator-based techniques that employ condensation. Simulated clinical instruction shall include fitting and cementing master points and accessory points for lateral condensation by the dentist in at least four teeth, one of which shall be used for a practical exam.

(k*l*) With respect to gingival retraction, general instruction shall include:

(1) Review of characteristics of tissue management as it relates to gingival retraction with cord and electrosurgery.

(2) Description and goals of cord retraction.

(3) Principles of cord retraction, including characteristics and manipulation of epinephrine, chemical salts classification of cord, characteristics of single versus

# **\*\*\*WORKING DOCUMENT\*\*\***

double cord technique, and techniques and criteria for an acceptable cord retraction technique.

(~~l~~m) With respect to final impressions for permanent indirect and toothborne restorations:

(1) Didactic instruction shall contain the following:

- (A) Review of characteristics of impression material and custom.
- (B) Description and goals of impression taking for permanent indirect restorations and toothborne prosthesis.
- (C) Principles, techniques, criteria, and evaluation of impression taking for permanent indirect restorations and toothborne prosthesis.

(2) Laboratory instruction shall include the following:

- (A) Cord retraction and final impressions for permanent indirect restorations, including impression taking of prepared teeth in maxillary and mandibular arches, one time per arch with elastomeric impression materials.
- (B) Impressions for toothborne removable prostheses, including, at a minimum, taking a total of four impressions on maxillary and mandibular arches with simulated edentulous sites and rest preparations on at least two supporting teeth in each arch.

(3) Clinical instruction shall include taking final impressions on five cord retraction patients, with one used for a clinical examination.

(~~m~~n) With respect to placing, contouring, finishing, and adjusting direct restorations:

(1) Didactic instruction shall contain the following:

- (A) Review of cavity preparation factors and restorative material.
- (B) Review of cavity liner, sedative, and insulating bases.
- (C) Characteristics and manipulation of direct filling materials.
- (D) Amalgam restoration placement, carving, adjusting and finishing, which includes principles, techniques, criteria and evaluation, and description and goals of amalgam placement, adjusting and finishing in children and adults.

## **\*\*\*WORKING DOCUMENT\*\*\***

(E) Glass-ionomer restoration placement, carving, adjusting, contouring and finishing, which includes, principles, techniques, criteria and evaluation, and description and goals of glass-ionomer placement and contouring in children and adults.

(F) Composite restoration placement, carving, adjusting, contouring and finishing in all cavity classifications, which includes, principles, techniques, criteria, and evaluation.

(2) Laboratory instruction shall include typodont experience on the following:

(A) Placement of Class I, II, and V amalgam restorations in eight prepared permanent teeth for each classification, and in four deciduous teeth for each classification.

(B) Placement of Class I, II, III, and V composite resin restorations in eight prepared permanent teeth for each classification, and in four deciduous teeth for each classification.

(C) Placement of Class I, II, III, and V glass-ionomer restorations in four prepared permanent teeth for each classification, and in four deciduous teeth for each classification.

(3) Simulated clinical instruction shall include experience with typodonts mounted in simulated heads on a dental chair or in a simulation laboratory as follows:

(A) Placement of Class I, II, and V amalgam restorations in four prepared permanent teeth for each classification, with one of each classification used for a clinical examination.

(B) Placement of Class I, II, III, and V composite resin restorations in four prepared permanent teeth for each classification, with one of each classification used for a clinical examination.

(C) Placement of Class I, II, III, and V glass-ionomer restorations in four prepared permanent teeth for each classification, with one of each classification used for a clinical examination.

(4) Clinical instruction shall require proficient completion of placing, contouring and finishing at least twenty (20) direct restorations in prepared permanent teeth with the following requirements:

(A) At least fifty (50) percent of the experiences shall be Class II restorations using esthetic materials.

## **\*\*\*WORKING DOCUMENT\*\*\***

(B) At least twenty (20) percent of the experiences shall be Class V restorations using esthetic materials.

(C) At least ten (10) percent of the experiences shall use amalgam.

(D) Students who complete the 20 restorations and meet all the instructional requirements of this Section may complete additional Class I, II, III or V restorations as deemed appropriate for program success.

(a) With respect to polishing and contouring existing amalgam restorations:

(1) Didactic instruction shall include principles, techniques, criteria and evaluation, and description and goals of amalgam polishing and contouring in children and adults.

(2) Laboratory instruction shall include typodont experience on polishing and contouring of Class I, II, and V amalgam restorations in three prepared permanent teeth for each classification, and in two deciduous teeth for each classification.

(3) Simulated clinical instruction shall include experience with typodonts mounted in simulated heads on a dental chair or in a simulation laboratory in the polishing and contouring of Class I, II, and V amalgam restorations in two prepared permanent teeth for each classification, with one of each classification used for a clinical examination.

(b) With respect to adjusting and cementing permanent indirect restorations:

(1) Didactic instruction shall contain the following:

(A) Review of fixed prosthodontics related to classification and materials for permanent indirect restorations, general crown preparation for permanent indirect restorations, and laboratory fabrication of permanent indirect restorations.

(B) Interocclusal registrations for fixed prosthesis, including principles, techniques, criteria, and evaluation.

(C) Permanent indirect restoration placement, adjustment, and cementation, including principles, techniques, criteria, and evaluation.

(2) Laboratory instruction shall include:

(A) Interocclusal registrations using elastomeric and resin materials. Two experiences with each material are required.

## **\*\*\*WORKING DOCUMENT\*\*\***

(B) Fitting, adjustment, and cementation of permanent indirect restorations on one anterior and one posterior tooth for each of the following materials, with one of each type used for a practical examination: ceramic, ceramometal, and cast metallic.

(3) Clinical experience for interocclusal registrations shall be performed on four patients who are concurrently having final impressions recorded for permanent indirect restorations, with one experience used for a clinical examination.

(4) Clinical instruction shall include fitting, adjustment, and cementation of permanent indirect restorations on at least two teeth.

(pg) Each student shall pass a written examination that reflects the curriculum content, which may be administered at intervals throughout the course as determined by the course director.

(qr) To maintain approval, programs approved prior to the effective date of these regulations shall submit to the Board a completed "Notice of Compliance with New Requirements for Registered Dental Assistant in Extended Functions Educational Programs (~~New 9/10 Revised~~ **[INSERT DATE]**)", hereby incorporated by reference, within ninety (90) days of the effective date of these regulations.

Note: Authority cited: Section 1614, Business and Professions Code. Reference: Section 1753, Business and Professions Code.

### **§ 1071.1. Requirements for Approval of RDAEF Educational Programs. [Repealed]**

Note: Authority cited: Section 1614, Business and Professions Code. Reference: Section 1756, Business and Professions Code.



## MEMORANDUM

<b>DATE</b>	December 3, 2013
<b>TO</b>	Dental Assisting Council Members
<b>FROM</b>	Sarah Wallace, Legislative & Regulatory Analyst
<b>SUBJECT</b>	<b>Agenda Item 6:</b> Discussion of Next Steps: Where do we go from here? Future meetings; sharing of existing documents; further research; recommendations to the Council; submission of proposal to the Board, etc.

The Council may discuss its next steps relating to the development of a regulatory proposal regarding Dental Assisting Educational Program and Course Requirements. The Council may want to consider:

- Setting its next workshop meeting date;
- Establishing a subcommittee for form development;
- Discussing if additional research is necessary;
- Discussing future acceptance of stakeholder recommendations;
- Discussing the regulatory process and how a final proposal may be submitted to the Board for initiation of the rulemaking.





## MEMORANDUM

<b>DATE</b>	December 3, 2013
<b>TO</b>	Dental Assisting Council Members
<b>FROM</b>	Sarah Wallace, Legislative & Regulatory Analyst
<b>SUBJECT</b>	<b>Additional Resources Relating to the Regulatory Development for Dental Assisting Educational Program and Course Requirements</b>

Staff has provided the following additional resources for the Council's use during this regulatory development. The following documents are included:

- A copy of the current regulations relating to Dental Assisting Program and Course Requirements.
- A copy of Assembly Bill 2637 (Eng, Chapter 499, Statutes of 2008)
- A copy of "How to Participate in the Rulemaking Process" published by the Office of Administrative Law.

# **\*\*\*CURRENT LANGUAGE\*\*\***

## **CALIFORNIA CODE OF REGULATIONS**

### **TITLE 16. PROFESSIONS AND VOCATIONS DIVISION 10. DENTAL BOARD OF CALIFORNIA**

#### **CHAPTER 1. GENERAL PROVISIONS APPLICABLE TO ALL LICENSEES ARTICLE 3.1. RADIATION SAFETY COURSES**

##### **§ 1014. Approval of Radiation Safety Courses.**

(a) A radiation safety course is one which has as its primary purpose providing theory and clinical application in radiographic techniques. A single standard of care shall be maintained and the board shall approve only those courses which continuously maintain a high quality standard of instruction.

(b) A radiation safety course applying for approval shall submit to the board an application and other required documents and information on forms prescribed by the board. The board may approve or deny approval of any such course. Approval may be granted after evaluation of all components of the course has been performed and the report of such evaluation indicates that the course meets the board's requirements. The board may, in lieu of conducting its own investigation, accept the findings of any commission or accreditation agency approved by the board and adopt those findings as its own.

(c) The board may withdraw its approval of a course at any time, after giving the course provider written notice setting forth its reason for withdrawal and after affording a reasonable opportunity to respond. Approval may be withdrawn for failure to comply with the board's standards or for fraud, misrepresentation or violation of any applicable federal or state laws relating to the operation of radiographic equipment.

(d) The processing times for radiation safety course approval are set forth in Section 1061.

Note: Authority cited: Sections 1614 and 1656, Business and Professions Code.  
Reference: Section 1656 Business and Professions Code; and Section 106975, Health and Safety Code.

##### **§ 1014.1. Requirements for Radiation Safety Courses.**

A radiation safety course shall comply with the requirements set forth below in order to secure and maintain approval by the board. The course of instruction in radiation safety and radiography techniques offered by a school or program approved by the board for instruction in dentistry, dental hygiene or dental assisting shall be deemed to be an approved radiation safety course if the school or program has submitted evidence satisfactory to the board that it meets all the requirements set forth below.

## **\*\*\*CURRENT LANGUAGE\*\*\***

(a) Educational Level. The course shall be established at the postsecondary educational level or a level deemed equivalent thereto by the board.

(b) Program Director. The program director, who may also be an instructor, shall actively participate in and be responsible for at least all of the following:

- (1) Providing daily guidance of didactic, laboratory and clinical assignments;
- (2) Maintaining all necessary records, including but not limited to the following:
  - (A) Copies of current curriculum, course outline and objectives;
  - (B) Faculty credentials;
  - (C) Individual student records, which shall include pre-clinical and clinical evaluations, examinations and copies of all successfully completed radiographic series used toward course completion. Records shall be maintained for at least five years from the date of course completion.
- (3) Issuing certificates to each student who has successfully completed the course and maintaining a record of each certificate for at least five years from the date of its issuance;
- (4) Transmitting to the board on a form prescribed by the board the name, last four digits of the social security number and, where applicable, license number of each student who has successfully completed the course;
- (5) Informing the board of any significant revisions to the curriculum or course outlines.

(c) Faculty. The faculty shall be adequate in number, qualifications and composition and shall be suitably qualified through academic preparation, professional expertise, and/or appropriate training, as provided herein. Each faculty member shall possess the following qualifications:

- (1) Hold a valid special permit or valid license as a dentist, registered dental hygienist, registered dental assistant, registered dental assistant in extended functions, registered dental hygienist in extended functions, or registered dental hygienists in alternative practice issued by the board;
- (2) All faculty shall have been licensed for a minimum of two years. All faculty shall have the education, background, and occupational experience and/or teaching expertise necessary to perform, teach, and evaluate dental radiographs. All faculty responsible for clinical evaluation shall have completed a two hour methodology course which shall include clinical evaluation criteria, course outline development, process evaluation, and product evaluation;

## **\*\*\*CURRENT LANGUAGE\*\*\***

(3) Shall have either passed the radiation safety examination administered by the board or equivalent licensing examination as a dentist, registered dental hygienist, registered dental assistant, registered dental assistant in extended functions, registered dental hygienist in extended functions, or registered dental hygienists in alternative practice or, on or after January 1, 1985, shall have successfully completed a board approved radiation safety course.

(d) Facilities. There shall be a sufficient number of safe, adequate, and educationally conducive lecture classrooms, radiography operatories, developing or processing facilities, and viewing spaces for mounting, viewing and evaluating radiographs. Adequate sterilizing facilities shall be provided and all disinfection and sterilization procedures specified by board regulations shall be followed.

(1) A radiographic operatory shall be deemed adequate if it fully complies with the California Radiation Control Regulations (Title 17, Cal. Code Regs., commencing with section 30100), is properly equipped with supplies and equipment for practical work and includes for every seven students at least one functioning radiography machine which is adequately filtered and collimated in compliance with Department of Health Services regulations and which is equipped with the appropriate position-indicating devices for each technique being taught.

(2) The developing or processing facility shall be deemed adequate if it is of sufficient size, based upon the number of students, to accommodate students' needs in learning processing procedures and is properly equipped with supplies and equipment for practical work using either manual or automatic equipment.

(3) X-ray areas shall provide protection to patients, students, faculty and observers in full compliance with applicable statutes and regulations.

(e) Program Content. Sufficient time shall be available for all students to obtain laboratory and clinical experience to achieve minimum competence in the various protocols used in the application of dental radiographic techniques.

(1) A detailed course outline shall be provided to the board which clearly states curriculum subject matter and specific instructional hours in the individual areas of didactic, laboratory, and clinical instruction.

(2) General program objectives and specific instructional unit objectives shall be stated in writing, and shall include theoretical aspects of each subject as well as practical application. The theoretical aspects of the program shall provide the content necessary for students to make judgments regarding dental radiation exposure. The course shall assure that students who successfully complete the course can expose, process and evaluate dental radiographs with minimum competence.

## **\*\*\*CURRENT LANGUAGE\*\*\***

(3) Objective evaluation criteria shall be used for measuring student progress toward attainment of specific course objectives. Students shall be provided with specific unit objectives and the evaluation criteria that will be used for all aspects of the curriculum including written, practical and clinical examinations.

(4) Areas of instruction shall include at least the following as they relate to exposure, processing and evaluations of dental radiographs:

(A) Radiation physics and biology

(B) Radiation protection and safety

(C) Recognition of normal anatomical landmarks and abnormal conditions of the oral cavity as they relate to dental radiographs

(D) Radiograph exposure and processing techniques using either manual or automatic methods

(E) Radiograph mounting or sequencing, and viewing, including anatomical landmarks of the oral cavity

(F) Intraoral techniques and dental radiograph armamentaria, including holding devices

(G) Interproximal examination including principles of exposure, methods of retention and evaluation

(H) Intraoral examination including, principles of exposure, methods of retention and evaluation

(I) Identification and correction of faulty radiographs

(J) Supplemental techniques including the optional use of computerized digital radiography

(K) Infection control in dental radiographic procedures

(L) Radiographic record management.

Students may be given the opportunity to obtain credit by the use of challenge examinations and other methods of evaluation.

(f) Laboratory Instruction. Sufficient hours of laboratory instruction shall be provided to ensure that a student successfully completes on an x-ray manikin at least the procedures set forth below. A procedure has been successfully completed only if each

## **\*\*\*CURRENT LANGUAGE\*\*\***

radiograph is of diagnostic quality. There shall be no more than 6 students per instructor during laboratory instruction.

- (1) Two full mouth periapical series, consisting of at least 18 radiographs each, 4 of which must be bitewings; no more than one series may be completed using computer digital radiographic equipment;
- (2) Two bitewing series, consisting of at least 4 radiographs each;
- (3) Developing or processing, and mounting or sequencing of exposed radiographs;
- (4) Student and instructor written evaluation of radiographs.

(g) Clinical Experience. The course of instruction shall include sufficient clinical experience, as part of an organized program of instruction, to obtain clinical competency in radiographic techniques. There shall be no more than 6 students per instructor during clinical instruction. Clinical instruction shall include clinical experience on four patients with one of the four patients used for the clinical examination. Clinical experience shall include:

- (1) Successful completion of a minimum of four full mouth periapical series, consisting of at least 18 radiographs each, 4 of which must be bitewings. Traditional film packets must be double film. No more than three series may be completed using computer digital radiographic equipment. Such radiographs shall be of diagnostic quality. All exposures made on human subjects shall only be made for diagnostic purposes, and shall in no event exceed three (3) exposures per subject. All clinical procedures on human subjects shall be performed under the supervision of a licensed dentist in accordance with section 106975 of the Health and Safety Code.
- (2) Developing or processing, and mounting or sequencing of exposed human subject radiographs;
- (3) Student and instructor written evaluation of radiographs.

(h) Clinical Facilities. There shall be a written contract of affiliation with each clinical facility utilized by a course. Such contract shall describe the settings in which the clinical training will be received and shall provide that the clinical facility has the necessary equipment and accessories appropriate for the procedures to be performed and that such equipment and accessories are in safe operating condition. Such clinical facilities shall be subject to the same requirements as those specified in subdivision (g).

(i) Length of Course. The program shall be of sufficient duration for the student to develop minimum competence in the radiation safety techniques, but shall in no event

## **\*\*\*CURRENT LANGUAGE\*\*\***

be less than 32 clock hours, including at least 8 hours of didactic instruction, at least 12 hours of laboratory instruction, and at least 12 hours of clinical instruction.

(j) Certificates. A certificate shall be issued to each student who successfully completes the course. The certificate shall specify the number of course hours completed. A student shall be deemed to have successfully completed the course if the student has met all the course requirements and has obtained passing scores on both written and clinical examinations.

Note: Authority cited: Sections 1614 and 1656, Business and Professions Code.  
Reference: Section 1656, Business and Professions Code; and Section 106975, Health and Safety Code.

### **CHAPTER 3. DENTAL AUXILIARIES ARTICLE 2. EDUCATIONAL PROGRAMS**

#### **§ 1070. General Provisions Governing All Dental Assistant Educational Programs and Courses.**

- (a) (1) The criteria in subdivisions (b) to (j), inclusive, shall be met by a dental assisting program or course and all orthodontic assisting and dental sedation assisting permit programs or courses to secure and maintain approval by the Board as provided in this Article.
- (2) The Board may approve, provisionally approve, or deny approval of any program or course for which an application to the Board for approval is required. All Registered Dental Assistant (RDA) and Registered Dental Assistant in Extended Functions (RDAEF) programs and dental assisting educational courses shall be re-evaluated approximately every seven years, but may be subject to re-evaluation and inspection by the Board at any time to review and investigate compliance with this Article and the Dental Practice Act (Act). Re-evaluation may include a site visit or written documentation that ensures compliance with all regulations. Results of re-evaluation shall be reported to the Board or its designee for final consideration and continuance of program or course approval, provisional approval or denial of approval.
- (3) Program and course records shall be subject to inspection by the Board at any time.
- (4) The Board may withdraw approval at any time that it determines that a program or course does not meet the requirements of this Article or any other requirement in the Act.
- (5) All programs and courses shall be established at the postsecondary educational level or deemed equivalent thereto by the Board.

## **\*\*\*CURRENT LANGUAGE\*\*\***

(6) The Board or its designee may approve, provisionally approve, or deny approval to any such program. Provisional approval shall not be granted for a period which exceeds the length of the program. When the Board provisionally approves a program, it shall state the reasons therefore. Provisional approval shall be limited to those programs which substantially comply with all existing standards for full approval. A program given provisional approval shall immediately notify each student of such status. If the Board denies approval of a program, the specific reasons therefore shall be provided to the program by the Board in writing within 90 days after such action.

(b) The program or course director shall possess a valid, active, and current license issued by the Board or the dental hygiene committee. The program or course director shall actively participate in and be responsible for the administration of the program or course. Specifically, the program or course director shall be responsible for the following requirements:

(1) Maintaining for a period of not less than five years copies of curricula, program outlines, objectives, and grading criteria, and copies of faculty credentials, licenses, and certifications, and individual student records, including those necessary to establish satisfactory completion of the program or course.

(2) Informing the Board of any major change to the program or course content, physical facilities, or faculty, within 10 days of the change.

(3) Ensuring that all staff and faculty involved in clinical instruction meet the requirements set forth in this Article.

(c) Course faculty and instructional staff shall be authorized to provide instruction by the program or course director at the educational facility in which instruction is provided.

(d) No faculty or instructional staff member shall instruct in any procedure that he or she does not hold a license or permit in California to perform. Each faculty or instructional staff member shall possess a valid, active, and current license issued by the Board or the Dental Hygiene Committee of California, shall have been licensed or permitted for a minimum of two years, and possess experience in the subject matter he or she is teaching. An instructor who has held a license as a registered dental assistant or registered dental assistant in extended functions for at least two years, who then becomes a permit holder as an Orthodontic Assistant on or after January 1, 2010, shall not be required to have held such a permit for two years in order to instruct in the subject area.

(e) A certificate, diploma, or other evidence of completion shall be issued to each student who successfully completes the program or course and shall include the following: the student's name, the name of the program or course, the date of completion, and the signature of the program or course director or his or her designee.



## **\*\*\*CURRENT LANGUAGE\*\*\***

(f) Facilities and class scheduling shall provide each student with sufficient opportunity, with instructor supervision, to develop minimum competency in all duties for which the program or course is approved to instruct.

(1) The location and number of general use equipment and armamentaria shall ensure that each student has the access necessary to develop minimum competency in all of the duties for which the program or course is approved to instruct. The program or course provider may either provide the specified equipment and supplies or require that the student provide them. Nothing in this Section shall preclude a dental office that contains the equipment required by this Section from serving as a location for laboratory instruction.

(2) Clinical instruction shall be of sufficient duration to allow the procedures to be performed to clinical proficiency. Operatories shall be sufficient in number to allow a ratio of at least one operatory for every five students who are simultaneously engaged in clinical instruction.

(A) Each operatory shall contain functional equipment, including a power-operated chair for patient or simulation-based instruction in a supine position, operator and assistant stools, air-water syringe, adjustable light, oral evacuation equipment, work surface, handpiece connection, and adjacent hand-washing sink.

(B) Each operatory shall be of sufficient size to simultaneously accommodate one student, one instructor, and one patient or student partner.

(C) Prior to clinical assignments, students must demonstrate minimum competence in laboratory or preclinical performance of the procedures they will be expected to perform in their clinical experiences.

(g) The program or course shall establish written clinical and laboratory protocols that comply with the Board's Minimum Standards for Infection Control (Cal. Code Regs., Title 16, Section 1005) and other federal, state, and local requirements governing infection control. The program or course shall provide these protocols to all students, faculty, and instructional staff to ensure compliance. Adequate space shall be provided for handling, processing, and sterilizing all armamentarium.

(h) A written policy on managing emergency situations shall be made available to all students, faculty, and instructional staff. All faculty and staff involved in the direct oversight of patient care activities shall be certified in basic life support procedures, including cardiopulmonary resuscitation. Recertification intervals may not exceed two years. The program or course director shall ensure and document compliance by faculty and instructional staff. A program or course shall sequence curriculum in such a manner so as to ensure that students complete instruction in basic life support prior to performing procedures on patients used for clinical instruction and evaluation.

## **\*\*\*CURRENT LANGUAGE\*\*\***

(i) A detailed program or course outline shall clearly state, in writing, the curriculum subject matter, hours of didactic, laboratory, and clinical instruction, general program or course objectives, instructional objectives, theoretical content of each subject, and, where applicable, the use of practical application. Objective evaluation criteria shall be used for measuring student progress toward attainment of specific program or course objectives. Students shall be provided with all of the following:

(1) Specific performance objectives and the evaluation criteria used for measuring levels of competence for each component of a given procedure including those used for examinations.

(2) Standards of performance that state the minimum number of satisfactory performances that are required for each performance-evaluated procedure.

(3) Standards of performance for laboratory, preclinical, and clinical functions, those steps that would cause the student to fail the task being evaluated, and a description of each of the grades that may be assigned during evaluation procedures.

(j) (1) If an extramural dental facility is utilized, students shall, as part of an extramural organized program of instruction, be provided with planned, supervised clinical instruction. Laboratory and preclinical instruction shall be performed under the direct supervision of program or course faculty or instructional staff and shall not be provided in an extramural dental facility.

(2) The program or course director, or a designated faculty member, shall be responsible for selecting extramural dental facility and evaluating student competence before and after the clinical assignment.

(3) Prior to student assignment in an extramural dental facility, the program or course all licensed dental healthcare workers who may provide instruction, evaluation, and oversight of the student in the clinical setting. Orientation shall include, at a minimum, the objectives of the program or course, the student's preparation for the clinical assignment, and a review of procedures and criteria to be used by the dentist or the licensed personnel in the extramural dental facility in evaluating the student during the assignment, which shall be the same as the evaluation criteria used within the program or course.

(4) There shall be a written contract of affiliation between the program and each extramural dental facility that includes written affirmation of compliance with the regulations of this Article.

Note: Authority cited: Section 1614, Business and Professions Code. Reference: Sections 1750, 1750.2, 1750.4, 1752.1, 1752.4, 1752.6 and 1753, Business and Professions Code.

## **\*\*\*CURRENT LANGUAGE\*\*\***

### **§ 1070.1. Educational Program and Course Definitions and Instructor Ratios.**

As used in this Article, the following definitions shall apply:

(a) "Clinical instruction" means instruction in which students receive supervised experience in performing procedures in a clinical setting on patients. Clinical procedures shall only be allowed upon successful demonstration and evaluation of laboratory and preclinical skills. There shall be at least one instructor for every six students who are simultaneously engaged in clinical instruction.

(b) "Didactic instruction" means lectures, demonstrations, and other instruction involving theory that may or may not involve active participation by students. The faculty or instructional staff of an educational institution or approved provider may provide didactic instruction via electronic media, home study materials, or live lecture modality.

(c) "Extramural dental facility" means any clinical facility utilized by a Board-approved dental assisting educational program for instruction in dental assisting that exists outside or beyond the walls, boundaries or precincts of the primary location of the Board-approved program and in which dental treatment is rendered.

(d) "Laboratory instruction" means instruction in which students receive supervised experience performing procedures using study models, mannequins, or other simulation methods. There shall be at least one instructor for every 14 students who are simultaneously engaged in instruction.

(e) "Preclinical instruction" means instruction in which students receive supervised experience within the educational facilities performing procedures on simulation devices or patients which are limited to students, faculty, or instructional staff members. There shall be at least one instructor for every six students who are simultaneously engaged in instruction.

(f) "Simulated clinical instruction" means instruction in which students receive supervised experience performing procedures using simulated patient heads mounted in appropriate position and accommodating an articulated typodont in an enclosed intraoral environment, or mounted on a dental chair in a dental operatory. Clinical simulation spaces shall be sufficient to permit one simulation space for each 2 students at any one time.

Note: Authority cited: Section 1614, Business and Professions Code. Reference: Sections 1750, 1750.2, 1750.4, 1752.1, 1752.4, 1752.6 and 1753, Business and Professions Code.

### **§ 1070.2. Approval of Registered Dental Assistant Educational Programs.**

(a) All Registered Dental Assistant (RDA) programs in California shall apply for and receive Board approval prior to operation.

## **\*\*\*CURRENT LANGUAGE\*\*\***

(b) The Board may, in lieu of conducting its own investigation, accept the findings of any commission or accreditation agency approved by the Board and adopt those findings as its own. All programs accredited by the American Dental Association Commission on Dental Accreditation (Commission) shall submit to the Board after each site visit a copy of the final report of the Commission's findings within 30 days of the final report issuance. New programs approved by the Commission shall apply to the Board and shall submit proof of Provisional Approval status by the Commission, a copy of the institutional self study, and applications for Radiation Safety, Coronal Polish, Pit and Fissure Sealants and any other courses required of an RDA educational program. Acceptance of the Commission's or any accrediting agencies' findings is at the discretion of the Board and does not prohibit the Board from exercising its right to site-evaluate a program.

(c) If the program is granted the status of "Approved with Reporting Requirements" from the Commission, the program shall submit to the Board copies of any and all correspondence received from or submitted to the Commission until such time as the status of "Approval without Reporting Requirements" is granted. Additionally, if the program withdraws from accredited status by the Commission, the program shall notify the Board, in writing, of such status within 30 days.

(d) In order for a registered dental assistant program to secure and maintain approval by the Board, it shall meet the requirements of Sections 1070 and 1070.1 and the requirements contained in this Section.

(1) A program shall notify the Board in writing if it wishes to increase the maximum student enrollment for which it is approved and shall provide documentation to the Board to demonstrate compliance with Section 1070 and Section 1070.1 to reapprove the program for the increased enrollment prior to accepting additional students.

(2) Programs shall establish and maintain an advisory committee whose membership provides for equal representation of dentists and dental assistants, all currently licensed by the Board. In addition, consideration shall be given to a student, a recent graduate or a public representative to serve on the advisory committee. The advisory committee shall meet at least once each academic year with the program director, faculty, and appropriate institutional personnel to monitor the ongoing quality and performance of the program and to receive advice and assistance from the committee.

(3) Adequate provision for the supervision and operation of the program shall be made. In addition to the requirements of Sections 1070 and 1070.1, the following requirements shall be met:

(A) By January 1, 2012, each faculty member shall have completed a course or certification program in educational methodology of at least 30 hours, unless he or she holds any one of the following: a postgraduate

## **\*\*\*CURRENT LANGUAGE\*\*\***

degree in education, a Ryan Designated Subjects Vocational Education Teaching Credential, a Standard Designated Subjects Teaching Credential, or a Community College Teaching Credential. Each faculty member employed after January 1, 2012, shall complete a course or certification program in educational methodology within six months of employment. The program director or designated administrator shall be responsible to obtain and maintain records of each faculty member showing evidence of having met this requirement.

(B) The program director shall have teaching responsibilities that are less than those of a full-time faculty member. He or she shall actively participate in and be responsible for the administration of the program including the following:

(i) Participating in budget preparation and fiscal administration, curriculum development and coordination, determination of teaching assignments, supervision and evaluation of faculty, establishment of criteria and procedures, design and operation of program facilities, and selection of extramural facilities and coordination of instruction in those facilities.

(ii) Holding periodic staff meetings to provide for subject matter review, instructional calibration, curriculum evaluation, and coordinating activities of full-time, part-time, and volunteer faculty or instructional staff.

(iii) Maintaining copies of minutes of all advisory committee and staff meetings for not less than five years.

(C) The owner or school administrator shall be responsible for the compliance of the program director with the provisions of this Section and Sections 1070 and 1070.1.

(4) The program shall have sufficient financial resources available to support the program and to comply with this Section. If the program or school requires approval by any other governmental agency, that approval shall be obtained prior to application to the Board for approval and shall be maintained at all times. The failure to maintain that approval shall result in the automatic withdrawal of Board approval of the program.

(5) The program shall be of sufficient duration for the student to develop minimum competence in performing dental assistant and registered dental assistant duties, but in no event less than 800 hours, including at least 275 hours of didactic instruction, at least 260 hours of combined laboratory or preclinical instruction conducted in the program's facilities under the direct supervision of program faculty or instructional staff, and the remaining hours utilized in clinical

## **\*\*\*CURRENT LANGUAGE\*\*\***

instruction in extramural dental facilities. No more than 20 hours of instruction shall be devoted to clerical, administrative, practice management, or similar duties. Programs whose demonstrated total hours exceed 800 and who meet all the instructional requirements in this Section, may utilize the additional instructional hours as deemed appropriate for program success. To maintain approval, programs approved prior to the effective date of these regulations shall submit to the Board a completed "Notice of Compliance with New Requirements for Registered Dental Assistant Educational Programs (New 9/10)", hereby incorporated by reference, within ninety (90) days of the effective date of these regulations.

(6) In addition to the requirements of Section 1070 with regard to extramural instruction:

(A) No more than 25 percent of extramural clinical instruction shall take place in a specialty dental practice.

(B) Program faculty shall visit each extramural dental facility at least once every ten clinical days.

(7) Facilities and class scheduling shall provide each student with sufficient opportunity, with instructor supervision, to develop minimum competency in all duties that registered dental assistants are authorized to perform. The following requirements are in addition to those contained in Sections 1070 and 1070.1:

(A) The following are minimum requirements for equipment and armamentaria during laboratory, preclinical, and clinical sessions as appropriate to each type of session: amalgamator, model trimmers in the ratio of one for every seven students, dental rotary equipment in the ratio of one for every three students, vibrators in the ratio of one for every three students, light curing devices in the ratio of one for every operatory, functional typodonts and bench mounts in the ratio of one for every two students, functional orthodontically banded typodonts in the ratio of one for every four students, facebows in the ratio of one for every ten students, automated blood pressure device, EKG machine, pulse oximeters in the ratio of one for every ten students, capnograph or simulated device, one set of hand instruments in the ratio of one set for every two students for each procedure, respiration device, camera for intraoral use, camera for extraoral use, CAD machine or simulated device, caries detection device in the ratio of one for every ten students, and all other equipment and armamentaria required to teach dental assistant and registered dental assistant duties. With the exception of a CAD machine and patient monitoring equipment specific to EKG machine, pulse oximeter, and capnograph, the program shall own the necessary equipment and have it readily available upon inspection. Patient monitoring equipment owned by the institution and utilized by more than one program within the institution

## **\*\*\*CURRENT LANGUAGE\*\*\***

premises is acceptable and may be used by the RDA program as needed for instruction. Instruction by a licensed healthcare provider is acceptable. In the event instruction in patient monitoring procedures and use of the CAD machine is provided by an outside provider, the RDA program shall not be required to have available or own patient monitoring equipment or CAD machine.

(B) Instruments must be provided to accommodate students needs in learning to identify, exchange, and prepare procedural trays and assist in procedures as they relate to general and specialty dentistry.

(C) Provision shall be made for reasonable access to current and diverse dental and medical reference texts, current journals, audiovisual materials, and other necessary resources. Library holdings, which may include, in total or in part, access through the Internet, shall include materials relating to all subject areas of the program curriculum.

(D) Emergency materials shall include, at a minimum, an oxygen tank that is readily available and functional. Medical materials for treating patients with life-threatening conditions shall be available for instruction and accessible to the operatories. Facilities that do not treat patients shall maintain a working model of a kit of such emergency materials for instructional purposes.

(8) Curriculum documentation shall be reviewed annually and revised, as needed, to reflect new concepts and techniques. This content must be integrated and of sufficient depth, scope, sequence of instruction, quality and emphasis to ensure achievement of the curriculum's defined competencies.

(A) Programs that admit students in phases, including modular or open-entry programs, shall provide, at minimum, basic instruction in tooth anatomy, tooth numbering, general program guidelines, basic chairside skills, emergency and safety precautions, infection control, and sterilization protocols associated with and required for patient treatment. Such instruction shall occur prior to any other program content and prior to performances or activities involving patients.

(B) All programs shall provide students with additional instruction in the California Division of Occupational Safety and Health (Cal/OSHA) Regulations (Cal. Code Regs., Title 8, Sections 330-344.85) and the Board's Minimum Standards for Infection Control (Cal. Code Regs., Title 16, Section 1005) prior to the student's performance of procedures on patients.

(9) In addition to the requirements of Sections 1070 and 1070.1 and subdivisions (b)(11) and (b)(12) of this Section, programs shall include the following content:

## **\*\*\*CURRENT LANGUAGE\*\*\***

(A) Instruction in radiation safety that meets all of the requirements of Cal. Code Regs., Title 16, Sections 1014 and 1014.1.

(B) Instruction in coronal polishing that meets all of the requirements of Cal. Code Regs., Title 16, Section 1070.4.

(C) Instruction in the application of Pit and Fissure Sealants that meets all of the requirements of Cal. Code Regs., Title 16, Section 1070.3.

(D) A course in basic life support provided by an instructor approved by the American Red Cross or the American Heart Association, or any other course approved by the Board as equivalent. The program may require that the student complete this course as a prerequisite to program enrollment, or that the student provide evidence of having completed the course from another provider.

(E) Instruction in infection control that meets all of the requirements of Cal. Code Regs., Title 16, Section 1070.6.

(F) Instruction in the Dental Practice Act that includes the content specified in Cal. Code Regs., Title 16, Section 1016 governing Dental Practice Act continuing education courses.

(10) A program that desires to provide instruction in the following areas shall apply separately for approval to provide the following courses:

(A) A course in the removal of excess cement with an ultrasonic scaler, that shall meet the requirements of Cal. Code Regs., Title 16, Section 1070.5.

(B) An orthodontic assistant permit course that shall meet the requirements of Cal. Code Regs., Title 16, Section 1070.7, except that a program shall not be required to obtain separate approval to teach the duties of placing ligature ties and archwires, removing orthodontic bands, and removing excess cement from surfaces of teeth with a hand instrument, and shall be no less than 51 hours, including at least 9 hours of didactic instruction, at least 22 hours of laboratory instruction, and at least 20 hours of clinical instruction.

(C) A dental sedation assistant permit course that shall meet the requirements of Cal. Code Regs., Title 16, Section 1070.8.

(D) A Registered Dental Assisting educational program that includes instructional content for either the orthodontic assistant permit or dental sedation assistant permit, or both, shall provide a certificate or certificates



## **\*\*\*CURRENT LANGUAGE\*\*\***

of completion to the graduate. The certificate holder shall be deemed an eligible candidate for the permit examination process as having met all educational requirements for the permit examination.

(11) General didactic instruction shall include, at a minimum, the following:

(A) Principles of general anatomy, physiology, oral embryology, tooth histology, and head-neck anatomy.

(B) Principles of conditions related to and including oral pathology, orthodontics, periodontics, endodontics, pediatric dentistry, oral surgery, prosthodontics, and esthetic dentistry.

(C) Instruction in the Dental Practice Act that includes the content specified in Cal. Code Regs., Title 16, Section 1016, as well as principles of the Health Insurance Portability and Accountability Act (HIPAA) privacy and security standards, risk management, and professional codes of ethical behavior.

(D) Principles of infection control, waste management, and hazardous communication requirements in compliance with the Board's Minimum Standards for Infection Control (Cal. Code Regs., Title 16, Section 1005) and other federal, state, and local requirements governing infection control. Instruction in infection control shall meet the education requirements set forth in Section 1070.6(e).

(E) Principles related to pharmacology and biomedical sciences including nutrition and microbiology.

(F) Principles of medical-dental emergencies and first aid management.

(G) Principles of the treatment planning process including medical health history data collection, patient and staff confidentiality, and charting.

(H) Principles of record classifications including management, storage, and retention protocol for all dental records including legal and ethical issues involving patient records.

(I) Principles and protocols of special needs patient management, the psychology and management of dental patients, and overall interpersonal relationships.

(J) Principles, protocols, and armamentaria associated with all dental assisting chairside procedures.

## **\*\*\*CURRENT LANGUAGE\*\*\***

(K) Principles, protocols, manipulation, use, and armamentaria for contemporary dental materials used in general and specialty dentistry.

(L) Principles and protocols for oral hygiene preventative methods including, plaque identification, toothbrushing and flossing techniques, and nutrition.

(M) Principles, protocols, armamentaria, and procedures associated with operative and specialty dentistry.

(N) Principles, protocols, armamentaria, and procedures for each duty that dental assistants and registered dental assistants are allowed to perform.

(O) All content for instruction in radiation safety as set forth in Cal. Code Regs., Title 16, Section 1014.1.

(P) All content for instruction in coronal polishing as set forth in Cal. Code Regs., Title 16, Section 1070.4.

(Q) All content for instruction in the application of Pit and Fissure Sealants as set forth in Cal. Code Regs., Title 16, Section 1070.3.

(12) Laboratory and clinical instruction shall be of sufficient duration and content for each student to achieve minimum competence in the performance of each procedure that dental assistant and registered dental assistant is authorized to perform.

(13) Each student shall pass a written examination that reflects the curriculum content, which may be administered at intervals throughout the course as determined by the course director.

Note: Authority cited: Section 1614, Business and Professions Code. Reference: Section 1752.1, 1752.4 and 1752.6, Business and Professions Code.

### **§ 1070.3. Approval of Pit and Fissure Sealant Courses.**

The following minimum criteria shall be met for a course in the application of pit and fissure sealants to secure and maintain approval by the Board.

(a) Educational Setting. The course shall be established at the post-secondary educational level.

(b) Prerequisites. Each student must possess the necessary requirements for application for RDA licensure or currently possess an RDA license. Each student must have already completed a Board-approved course in coronal polishing.

## **\*\*\*CURRENT LANGUAGE\*\*\***

(c) Administration/Facility. Adequate provision for the supervision and operation of the course shall be made.

(1) The course director and each faculty member shall possess a valid, active, and current RDAEF, RDH, RDHEF, RDHAP, or dentist license issued by the Board, or an RDA license issued by the Board if the person has completed Board-approved courses in coronal polishing and the application of pit and fissure sealants. All faculty shall have been licensed for a minimum of two years. All faculty shall have the education, background, and occupational experience and/or teaching expertise necessary to teach, place, and evaluate the application of pit and fissure sealants. All faculty responsible for clinical evaluation shall have completed a two hour methodology course in clinical evaluation.

(2) The course director must have the education, background, and occupational experience necessary to understand and fulfill the course goals. He/she shall actively participate in and be responsible for the day-to-day administration of the course including the following:

(A) Providing daily guidance of didactic, laboratory and clinical assignments.

(B) Maintaining for a period of not less than 5 years:

1. Copies of curricula, course outlines, objectives, and grading criteria.
2. Copies of faculty credentials, licenses, and certifications.
3. Individual student records, including those necessary to establish satisfactory completion of the course.

(C) Informing the Board of any changes to the course content, physical facilities, and/or faculty, within 10 days of such changes.

(d) Length of Course. The program shall be of sufficient duration for the student to develop minimum competence in the application of pit and fissure sealants, but shall in no event be less than 16 clock hours, including at least 4 hours of didactic training, at least 4 hours of laboratory training, and at least 8 hours of clinical training.

(e) Evidence of Completion. A certificate or other evidence of completion shall be issued to each student who successfully completes the course.

(f) Facilities and Resources. Facilities and class scheduling shall provide each student with sufficient opportunity, with instructor supervision, to develop minimum competency in applying pit and fissure sealants. Such facilities shall include safe, adequate and educationally conducive:

## **\*\*\*CURRENT LANGUAGE\*\*\***

(1) Lecture classrooms. Classroom size and equipment shall accommodate the number of students enrolled.

(2) Operatories. Operatories shall be sufficient in number to allow a ratio of at least one operatory for every five students at any one time.

(A) Each operatory shall replicate a modern dental office containing functional equipment including: a power-operated chair for treating patients in a supine position; operator and assistant stools; air-water syringe; adjustable light; oral evacuation equipment; work surface; hand-washing sink; curing light, and all other armamentarium required to instruct in the application of pit and fissure sealants.

(B) Each operatory must be of sufficient size to accommodate a practitioner, a student, an instructor, and a patient at one time.

(3) Laboratories. The location and number of general use equipment shall assure that each student has the access necessary to develop minimum competency in the application of pit and fissure sealants. Protective eyewear is required for each student.

(4) Infection Control. The program shall establish written clinical and laboratory protocols to ensure adequate asepsis, infection and hazard control, and disposal of hazardous wastes, which shall comply with the board's regulations and other Federal, State, and local requirements. The program shall provide such protocols to all students, faculty, and appropriate staff to assure compliance with such protocols. Adequate space shall be provided for preparing and sterilizing all armamentarium.

(5) Emergency Materials/Basic Life Support.

(A) A written policy on managing emergency situations must be made available to all students, faculty, and staff.

(B) All students, faculty, and staff involved in the direct provision of patient care must be certified in basic life support procedures, including cardiopulmonary resuscitation. Re-certification intervals may not exceed two years. The program must document, monitor, and ensure compliance by such students, faculty, and staff.

(g) Program Content.

(1) Sufficient time shall be available for all students to obtain laboratory and clinical experience to achieve minimum competence in the various protocols used in the application of pit and fissure sealants.

## **\*\*\*CURRENT LANGUAGE\*\*\***

(2) A detailed course outline shall be provided to the board which clearly states curriculum subject matter and specific instruction hours in the individual areas of didactic, laboratory, and clinical instruction.

(3) General program objectives and specific instructional unit objectives shall be stated in writing, and shall include theoretical aspects of each subject as well as practical application. The theoretical aspects of the program shall provide the content necessary for students to make judgments regarding the application of pit and fissure sealants. The course shall assure that students who successfully complete the course can apply pit and fissure sealants with minimum competence.

(4) Objective evaluation criteria shall be used for measuring student progress toward attainment of specific course objectives. Students shall be provided with specific unit objectives and evaluation criteria that will be used for all aspects of the curriculum including written and practical examinations. The program shall establish a standard of performance that states the minimum number of satisfactory performances that are required for each procedure.

(5) Areas of instruction shall include at least the following as they relate to pit and fissure sealants:

(A) Dental Science - Oral Anatomy, Histology, Physiology, Oral Pathology, Normal/Abnormal Anatomical and Physiological Tooth Descriptions

(B) Morphology and Microbiology

(C) Dental Materials and Pharmacology

(D) Sealant Basics

1. Legal requirements
2. Description and goals of sealants
3. Indications and contraindications
4. Role in preventive programs

(E) Sealant Materials

1. Etchant and/or etchant/bond combination material composition, process, storage and handling

## **\*\*\*CURRENT LANGUAGE\*\*\***

2. Sealant material composition, polymerization type, process, storage and handling
3. Armamentaria for etching and sealant application
4. Problem solving for etchant and sealant material placement/manipulation

### (F) Sealant Criteria

1. Areas of application
2. Patient selection factors
3. Other indication factors

### (G) Preparation Factors

1. Moisture control protocol
2. Tooth/teeth preparation procedures prior to etching or etchant/bond

### (H) Acid Etching or Etchant/Bond Combination

1. Material preparation
2. Application areas
3. Application time factors
4. Armamentaria
5. Procedure
6. Etchant or etchant/bond evaluation criteria

### (I) Sealant Application

1. Application areas
2. Application time factors
3. Armamentaria
4. Procedure for chemical cure and light cure techniques

## **\*\*\*CURRENT LANGUAGE\*\*\***

5. Sealant evaluation criteria

6. Sealant adjustment techniques

(J) Infection control protocol

(K) Clinical re-call re-evaluation protocols

(6) There shall be no more than 14 students per instructor during laboratory instruction. Laboratory instruction may be conducted on a typodont, a simulated model, and/or mounted extracted teeth. Sufficient time shall be available for all students to obtain laboratory experience to achieve minimum competence in pit and fissure sealant application prior to the performance of procedures on patients.

(7) Clinical instruction shall be of sufficient duration to allow the procedures to be performed to clinical proficiency. There shall be no more than 6 students per instructor during clinical instruction. Clinical instruction shall include clinical experience on four patients with two of the four patients used for the clinical examination. Each clinical patient must have a minimum of four (4) virgin, non-restored, natural teeth, sufficiently erupted so that a dry field can be maintained, for application of the etching, or etchant/bond combination, and sealant materials. Such clinical instruction shall include teeth in all four quadrants for each patient.

(h) Externship Instruction.

(1) If an extramural clinical facility is utilized, students shall, as part of an organized program of instruction, be provided with planned, supervised clinical instruction in the application of pit and fissure sealants.

(2) The program director/coordinator or a dental faculty member shall be responsible for selecting extern clinical sites and evaluating student competence in performing procedures both before and after the clinical assignment.

(3) Objective evaluation criteria shall be used by the program faculty and clinic personnel.

(4) Dentists who intend to provide extramural clinical practices shall be oriented by the program director/coordinator or a dental faculty member prior to the student assignment. Orientation shall include the objectives of the course, the preparation the student has had for the clinical assignment, and a review of procedures and criteria to be used by the dentist in evaluating the student during the assignment.

## **\*\*\*CURRENT LANGUAGE\*\*\***

(5) There shall be a written contract of affiliation with each extramural clinical facility utilized by the program. Such contract shall describe the settings in which the clinical training will be received, affirm that the clinical facility has the necessary equipment and armamentarium appropriate for the procedures to be performed, and affirm that such equipment and armamentarium are in safe operating condition.

(i) Evaluation and Examination.

(1) Upon completion of the course, each student must be able to:

(A) Identify the major characteristics of oral anatomy, histology, physiology, oral pathology, normal/abnormal anatomical and physiological tooth descriptions, morphology and microbiology as they relate to pit and fissure application.

(B) Explain the procedure to patients.

(C) Recognize decalcification, caries and fracture lines.

(D) Identify the indications and contraindications for sealants.

(E) Identify the characteristics of self curing and light cured sealant material.

(F) Define the appropriate patient selection factors and indication factors for sealant application.

(G) Utilize proper armamentaria in an organized sequence.

(H) Maintain appropriate moisture control protocol before and during application of etchant and sealant material.

(I) Demonstrate the proper technique for teeth preparation prior to etching.

(J) Select and dispense the proper amount of etchant and sealant material.

(K) Demonstrate the proper techniques for application of the etchant and sealant material.

(L) Implement problem solving techniques associated with pit and fissure sealants.

(M) Evaluate the etchant and sealant placement techniques according to appropriate criteria.



## **\*\*\*CURRENT LANGUAGE\*\*\***

(N) Check the occlusion and proximal contact for appropriate placement techniques.

(O) Adjust occlusion and evaluate or correct proximal areas(s) when indicated.

(P) Maintain aseptic techniques including disposal of contaminated material.

(2) Each student shall pass a written examination which reflects the entire curriculum content.

(3) Each student shall pass a clinical examination in which the student successfully completes the application of pit and fissure sealants on two of the four clinical patients required for clinical instruction. The examination shall include teeth in all four quadrants.

Note: Authority cited: Section 1614, Business and Professions Code. Reference: Sections 1754 and 1777, Business and Professions Code.

### **§ 1070.4. Approval of Coronal Polishing Courses.**

The following minimum criteria shall be met for a course in coronal polishing to secure and maintain approval by the Board.

(a) Educational Setting. The course shall be established at the post-secondary educational level.

(b) Prerequisites. Each student must possess the necessary requirements for application for RDA licensure or currently possess an RDA license. Each student must satisfactorily demonstrate to the instructor clinical competency in infection control requirements prior to clinical instruction in coronal polishing.

(c) Administration/Faculty. Adequate provision for the supervision and operation of the course shall be made.

(1) The course director and each faculty member shall possess a valid, active, and current RDAEF, RDH, RDHEF, RDHAP, or dentist license issued by the Board, or an RDA license issued by the Board if the person has completed a board-approved course in coronal polishing. All faculty shall have been licensed for a minimum of two years. All faculty shall have the education, background, and occupational experience and/or teaching expertise necessary to teach, place, and evaluate coronal polishing. All faculty responsible for clinical evaluation shall have completed a two hour methodology course in clinical evaluation.

## **\*\*\*CURRENT LANGUAGE\*\*\***

(2) The course director must have the education, background, and occupational experience necessary to understand and fulfill the course goals. He/she shall actively participate in and be responsible for the day-to-day administration of the course including the following:

(A) Providing guidance of didactic, laboratory and clinical assignments.

(B) Maintaining for a period of not less than 5 years:

i. Copies of curricula, course outlines, objectives, and grading criteria.

ii. Copies of faculty credentials, licenses, and certifications.

iii. Individual student records, including those necessary to establish satisfactory completion of the course.

(C) Informing the board of any changes to the course content, physical facilities, and/or faculty, within 10 days of such changes.

(d) Length of Course. The program shall be of sufficient duration for the student to develop minimum competence in coronal polishing, but shall in no event be less than 12 clock hours, including at least 4 hours of didactic training, at least 4 hours of laboratory training, and at least 4 hours of clinical training.

(e) Evidence of Completion. A certificate or other evidence of completion shall be issued to each student who successfully completes the course.

(f) Facilities and Resources. Facilities and class scheduling shall provide each student with sufficient opportunity, with instructor supervision, to develop minimum competency in coronal polishing. Such facilities shall include safe, adequate and educationally conducive:

(1) Lecture classrooms. Classroom size and equipment shall accommodate the number of students enrolled.

(2) Operatories. Operatories shall be sufficient in number to allow a ratio of at least one operatory for every six students at any one time.

(A) Each operatory shall replicate a modern dental office containing functional equipment including: a power-operated chair for treating patients in a supine position; operator and assistant stools; air-water syringe; adjustable light; oral evacuation equipment; work surface; hand-washing sink; slow-speed handpiece, and all other armamentarium required to instruct in the performance of coronal polishing.

## **\*\*\*CURRENT LANGUAGE\*\*\***

(B) Each operatory must be of sufficient size to accommodate a student, an instructor, and a patient at one time.

(3) Laboratories. The location and number of general use equipment shall assure that each student has the access necessary to develop minimum competency in coronal polishing. Protective eyewear is required for each student.

(4) Infection Control. The program shall establish written clinical and laboratory protocols to ensure adequate asepsis, infection and hazard control, and disposal of hazardous wastes, which shall comply with the board's regulations and other Federal, State, and local requirements. The program shall provide such protocols to all students, faculty, and appropriate staff to assure compliance with such protocols. Adequate space shall be provided for preparing and sterilizing all armamentarium.

(5) Emergency Materials/Basic Life Support.

(A) A written policy on managing emergency situations must be made available to all students, faculty, and staff.

(B) All students, faculty, and staff involved in the direct provision of patient care must be certified in basic life support procedures, including cardiopulmonary resuscitation. Re-certification intervals may not exceed two years. The program must document, monitor, and ensure compliance by such students, faculty, and staff.

(g) Program Content.

(1) Sufficient time shall be available for all students to obtain laboratory and clinical experience to achieve minimum competence in the various protocols used in the performance of coronal polishing.

(2) A detailed course outline shall be provided to the board which clearly states curriculum subject matter and specific instruction hours in the individual areas of didactic, laboratory, and clinical instruction.

(3) General program objectives and specific instructional unit objectives shall be stated in writing, and shall include theoretical aspects of each subject as well as practical application. The theoretical aspects of the program shall provide the content necessary for students to make judgments regarding the performance of coronal polishing. The course shall assure that students who successfully complete the course can perform coronal polishing with minimum competence.

(4) Objective evaluation criteria shall be used for measuring student progress toward attainment of specific course objectives. Students shall be provided with specific unit objectives and the evaluation criteria that will be used for all aspects

## **\*\*\*CURRENT LANGUAGE\*\*\***

of the curriculum including written and practical examinations. The program shall establish a standard of performance that states the minimum number of satisfactory performances that are required for each procedure.

(5) Areas of instruction shall include at least the following as they relate to coronal polishing:

(A) Coronal Polishing Basics

- i. Legal requirements
- ii. Description and goals of coronal polishing
- iii. Indications and contraindications of coronal polishing
- iv. Criteria for an acceptable coronal polish

(B) Principles of plaque and stain formation

- i. Clinical description of plaque, intrinsic and extrinsic stains, and calculus
- ii. Etiology of plaque and stain
- iii. Clinical description of teeth that have been properly polished and are free of stain.
- iv. Tooth morphology and anatomy of the oral cavity as they relate to polishing techniques and to retention of plaque and stain

(C) Polishing materials

- i. Polishing agent composition, storage and handling
- ii. Abrasive material composition, storage, and handling, and factors which affect rate of abrasion
- iii. Disclosing agent composition, storage and handling.
- iv. Armamentaria for disclosing and polishing techniques.
- v. Contraindications for disclosing and polishing techniques.

(D) Principals of tooth polishing

- i. Clinical application of disclosing before and after a coronal polish.

## **\*\*\*CURRENT LANGUAGE\*\*\***

- ii. Instrument grasps and fulcrum techniques
- iii. Purpose and techniques of the mouth mirror for indirect vision and retraction.
- iv. Characteristics, manipulation and care of dental handpieces when performing a coronal polish.
- v. Pre-medication requirements for the compromised patient.
- vi. Use of adjunct materials for stain removal and polishing techniques
- vii. Techniques for coronal polishing of adults and children.
- viii. Procedures for cleaning fixed and removable prosthesis and orthodontic appliances.
- ix. Disclosing and polishing evaluation criteria.

### (E) Infection control protocols

(6) There shall be no more than 6 students per instructor during laboratory instruction. Sufficient time shall be available for all students to obtain laboratory experience to achieve minimum competence in the performance of coronal polishing prior to the performance of procedures on patients.

(7) Clinical instruction shall be of sufficient duration to allow the procedures to be performed to clinical proficiency, which may include externship instruction as provided in subdivision (h). There shall be no more than 6 students per instructor during clinical instruction. Clinical instruction shall include clinical experience on at least three patients, with two of the three patients used for the clinical examination.

### (h) Externship Instruction.

(1) If an extramural clinical facility is utilized for clinical instruction as provided in subdivision (g)(7), students shall, as part of an organized program of instruction, be provided with planned, supervised clinical instruction in the application of coronal polishing.

(2) The program director/coordinator or a dental faculty member shall be responsible for selecting extern clinical sites and evaluating student competence in performing procedures both before and after the clinical assignment.

## **\*\*\*CURRENT LANGUAGE\*\*\***

(3) Objective evaluation criteria shall be used by the program faculty and clinic personnel.

(4) Dentists who intend to provide extramural clinical practices shall be oriented by the program director/coordinator or a dental faculty member prior to the student assignment. Orientation shall include the objectives of the course, the preparation the student has had for the clinical assignment, and a review of procedures and criteria to be used by the dentist in evaluating the student during the assignment.

(5) There shall be a written contract of affiliation with each extramural clinical facility utilized by the program. Such contract shall describe the settings in which the clinical training will be received, affirm that the clinical facility has the necessary equipment and armamentarium appropriate for the procedures to be performed, and affirm that such equipment and armamentarium are in safe operating condition.

### (i) Evaluation and Examination.

(1) Upon completion of the course, each student must be able to:

(A) Identify the major characteristics of oral anatomy, histology, physiology, oral pathology, normal/abnormal anatomical and physiological tooth descriptions, morphology and microbiology as they relate to coronal polishing.

(B) Explain the procedure to patients.

(C) Recognize decalcification and mottled enamel.

(D) Identify plaque, calculus and stain formation within the oral cavity.

(E) Identify the indications and contraindications for disclosing and coronal polishing.

(F) Identify the pre-medications for the compromised patient.

(G) Utilize proper armamentaria in an organized sequence for disclosing and polishing.

(H) Perform plaque disclosure.

(I) Demonstrate the proper instrument grasp, fulcrum position, and cheek/tongue retraction.

(J) Select and dispense the proper amount of polishing agent.

## **\*\*\*CURRENT LANGUAGE\*\*\***

(K) Demonstrate proper polishing techniques using appropriate cup adaptation, stroke, and handpiece use.

(L) Demonstrate the use of floss, tape, and abrasive strips when appropriate.

(M) Demonstrate techniques for cleaning fixed and removal prosthesis and orthodontic appliances.

(N) Maintain aseptic techniques including disposal of contaminated material.

(2) Each student shall pass a written examination which reflects the entire curriculum content.

(3) Each student shall pass a clinical examination in which the student successfully completes coronal polishing on two of the three clinical patients required for clinical instruction.

Note: Authority cited: Section 1614, Business and Professions Code. Reference: Sections 1645.1 and 1753.5, Business and Professions Code.

### **§ 1070.5. Approval of Ultrasonic Scaling Courses.**

The following minimum criteria shall be met for a course in the removal of excess cement from coronal surfaces of teeth under orthodontic treatment by means of an ultrasonic scaler, hereinafter referred to as "ultrasonic scaling", to secure and maintain approval by the Board.

(a) Educational Setting. The course shall be established at the post-secondary educational level.

(b) Prerequisites. Each student must possess the necessary requirements for application for RDA licensure or currently possess an RDA license.

(c) Administration/Faculty. Adequate provision for the supervision and operation of the course shall be made.

(1) The course director and each faculty member shall possess a valid, active, and current RDAEF, RDH, RDHEF, RDHAP, or dentist license issued by the Board, or an RDA license issued by the Board if the person has completed a board-approved course in ultrasonic scaling. All faculty shall have been licensed for a minimum of two years. All faculty shall have the education, background, and occupational experience and/or teaching expertise necessary to teach and evaluate ultrasonic scaling.

## **\*\*\*CURRENT LANGUAGE\*\*\***

(2) The course director must have the education, background, and occupational experience necessary to understand and fulfill the course goals. He/she shall actively participate in and be responsible for the day-to-day administration of the course including the following:

(A) Providing guidance of didactic and laboratory assignments.

(B) Maintaining for a period of not less than 5 years:

(i) Copies of curricula, course outlines, objectives, and grading criteria.

(ii) Copies of faculty credentials, licenses, and certifications.

(iii) Individual student records, including those necessary to establish satisfactory completion of the course.

(C) Informing the board of any changes to the course content, physical facilities, and/or faculty, within 10 days of such changes.

(d) Length of Course. The program shall be of sufficient duration for the student to develop minimum competence in ultrasonic scaling, but shall in no event be less than 4 clock hours, including at least 2 hours of laboratory training.

(e) Evidence of Completion. A certificate or other evidence of completion shall be issued to each student who successfully completes the course.

(f) Facilities and Resources. Facilities and class scheduling shall provide each student with sufficient opportunity, with instructor supervision, to develop minimum competency in ultrasonic scaling. Such facilities shall include safe, adequate and educationally conducive:

(1) Lecture classrooms. Classroom size and equipment shall accommodate the number of students enrolled.

(2) Operatories. Operatories shall be sufficient in number to allow a ratio of at least one operatory for every six students at any one time.

(A) Each operatory shall replicate a modern dental office containing functional equipment including: a power-operated chair for treating patients in a supine position; operator and assistant stools; air-water syringe; adjustable light; oral evacuation equipment; work surface, hand-washing sink; and all other armamentarium required to instruct in the performance of ultrasonic scaling.



## **\*\*\*CURRENT LANGUAGE\*\*\***

(B) Each operatory must be of sufficient size to accommodate a student and an instructor at one time.

(3) Laboratories. The location and number of general use equipment shall assure that each student has the access necessary to develop minimum competency in ultrasonic scaling. There shall be at least one ultrasonic unit and orthodontically banded typodont for every four students. This procedure shall be performed by an operator wearing gloves, mask, and safety glasses.

(4) Infection Control. The program shall establish written laboratory protocols to ensure adequate asepsis, infection and hazard control, and disposal of hazardous wastes, which shall comply with the board's regulations and other Federal, State, and local requirements. The program shall provide such protocols to all students, faculty, and appropriate staff to assure compliance with such protocols. Adequate space and equipment shall be provided for preparing and sterilizing all armamentarium.

### (g) Program Content.

(1) Sufficient time shall be available for all students to obtain laboratory experience to achieve minimum competence in the various protocols used in the performance of ultrasonic scaling.

(2) A detailed course outline shall be provided to the board which clearly states curriculum subject matter and specific instruction hours in the individual areas of didactic and laboratory instruction and practical examination evaluation criteria.

(3) General program objectives and specific instructional unit objectives shall be stated in writing, and shall include theoretical aspects of each subject as well as practical application. The theoretical aspects of the program shall provide the content necessary for students to make judgments regarding the performance of ultrasonic scaling. The course shall assure that students who successfully complete the course can perform ultrasonic scaling with minimum competence.

(4) Objective evaluation criteria shall be used for measuring student progress toward attainment of specific course objectives. Students shall be provided with specific unit objectives and the evaluation criteria that will be used for all aspects of the curriculum including written and practical examinations. The program shall establish a standard of performance that states the minimum number of satisfactory performances that are required for each procedure.

(5) Areas of instruction shall include at least the following as they relate to ultrasonic scaling:

(A) Ultrasonic Scaling Basics

## **\*\*\*CURRENT LANGUAGE\*\*\***

- i. Legal requirements;
- ii. Description and goals of ultrasonic scaling;
- iii. Indications and contraindication of using an ultrasonic scaler as it relates to other methods of cement removal;
- iv. Criteria for acceptable cement removal from orthodontically banded teeth.

(B) Tooth morphology and anatomy of the oral cavity as they relate to the use of an ultrasonic scaler in cement removal of orthodontically banded teeth.

(C) Armamentarium and equipment use and care.

(D) Principles of cement removal from orthodontically banded teeth

- i. Characteristics of ultrasonic scaler units and tips for cement removal;
- ii. Instrument grasps and fulcrum techniques;
- iii. Purpose and techniques of the mouth mirror for indirect vision and retraction;
- iv. Characteristics, manipulation and care of ultrasonic scaler unit when removing excess cement from orthodontically banded teeth;
- v. Effects of ultrasonic scalers on hard and soft tissue including root damage, enamel damage, thermal damage, and soft tissue damage;
- vi. Patient and operator safety including systemic medical complications and managing patients with pacemakers;
- vii. Use of adjunct material for removal of excess cement from orthodontically banded teeth;
- viii. Techniques for removal of excess cement from orthodontically banded teeth on a banded typodont;
- ix. Evaluation criteria for removal of excess cement by an ultrasonic scaler on a banded typodont.

(E) Infection control protocols

## **\*\*\*CURRENT LANGUAGE\*\*\***

(6) There shall be no more than six (6) students per instructor during laboratory instruction. Laboratory experience will consist of practice on orthodontically banded typodonts. Sufficient time shall be available for all students to obtain laboratory experience to achieve minimum competence in the performance of ultrasonic scaling prior to examination on two orthodontically banded typodonts for evaluation of clinical competence.

### (h) Extramural Instruction.

(1) If an extramural facility is utilized, students shall, as part of an organized program of instruction, be provided with planned, supervised instruction in the removal of excess cement from orthodontically banded teeth.

(2) The program director/coordinator or a dental faculty member shall be responsible for selecting extramural sites and evaluating student competence in performing procedures both before and after the extramural assignment.

(3) Objective evaluation criteria shall be used by the program faculty and extramural personnel.

(4) Dentists who intend to provide extramural facilities shall be oriented by the program director/coordinator or a dental faculty member prior to the student assignment. Orientation shall include the objectives of the course, the preparation the student has had for the clinical assignment, and a review of procedures and criteria to be used by the dentist in evaluating the student during the assignment.

(5) There shall be a written contract of affiliation with each extramural facility utilized by the program. Such contract shall describe the settings in which the instruction will be received, affirm that the extramural facility has the necessary equipment and armamentarium appropriate for the procedures to be performed, and affirm that such equipment and armamentarium are in safe operating condition.

### (i) Evaluation and Examination.

(1) Upon completion of the course, each student must be able to:

(A) Identify the major characteristics of oral anatomy, histology, physiology, oral pathology, normal/abnormal anatomical and physiological tooth descriptions, morphology and microbiology as they relate to the use of an ultrasonic scaler in the removal of cement from orthodontic bands.

(B) Describe the necessary aspects of pre-operative instructions to patients.

## **\*\*\*CURRENT LANGUAGE\*\*\***

- (C) Recognize loose appliances.
  - (D) Recognize decalcification and mottled enamel.
  - (E) Identify the indications and contraindications of using an ultrasonic scaler as it relates to other methods of cement removal.
  - (F) Identify pre-medications for the compromised patient.
  - (G) Utilize proper armamentaria in an organized sequence for the use of an ultrasonic scaler in cement removal on an orthodontically banded typodont.
  - (H) Demonstrate, on an orthodontically banded typodont, the proper instrument grasp, fulcrum position, and cheek/tongue retraction.
  - (I) Demonstrate the proper techniques for removal of cement from teeth under orthodontic treatment without causing damage to hard or soft tissues, removing cement from underneath appliances, or loosening appliances.
  - (J) Maintain aseptic techniques including disposal of contaminated materials.
- (2) Each student shall pass a written examination which reflects the entire curriculum content.
- (3) Each student shall pass a laboratory examination on two orthodontically banded typodonts which represent all four quadrants which have been banded using cementation product(s) easily visible to the operator.

Note: Authority cited: Section 1614, Business and Professions Code. Reference: Section 1754, Business and Professions Code.

### **§ 1070.6. Approval of Infection Control Courses.**

In addition to the requirements of Sections 1070 and 1070.1 of these regulations, the following criteria shall be met by a course in infection control, as required in Sections 1750, 1750.2, 1750.4, and 1752.1 of the Business and Professions Code, to secure and maintain approval by the Board:

- (a) Adequate provisions for the supervision and operation of the course in infection control shall be made in compliance with Section 1070. Notwithstanding Section 1070, faculty shall not be required to be licensed by the Board, but faculty shall have experience in the instruction of California Division of Occupational Safety and Health (Cal/OSHA) regulations (Cal. Code Regs., Title 8, Sections 330-344.85) and the Board's

## **\*\*\*CURRENT LANGUAGE\*\*\***

Minimum Standards for Infection Control (Cal. Code Regs., Title 16, Section 1005). In addition, all faculty responsible for clinical evaluation shall have completed a two-hour methodology course in clinical evaluation.

(b) A course in infection control shall be of sufficient duration for the student to develop minimum competency in all aspects of Cal/OSHA regulations (Cal. Code Regs., Title 8, Sections 330-344.85) and the Board's Minimum Standards for Infection Control (Cal. Code Regs., Title 16, Section 1005), but in no event less than eight hours, including at least four hours of didactic instruction, at least two hours of laboratory or preclinical instruction, and at least two hours of clinical instruction. Preclinical instruction shall utilize instruments, surfaces, and situations where contamination is simulated, without actual contamination, from bloodborne and other pathogens being present.

(c) The minimum requirements for equipment and armamentaria shall include personal protective equipment, sterilizer approved by the United States Food and Drug Administration (FDA), ultrasonic unit or instrument processing device, sharps container, selection of instruments, equipment, and armamentaria that are necessary to instruct or demonstrate proper hazardous waste disposal, consistent with Cal/OSHA regulations (Cal. Code Regs., Title 8, Sections 330-344.85), local, state, and federal mandates, and all other armamentaria required to instruct or properly demonstrate the subjects described in the course content.

(d) Areas of instruction shall include, at a minimum, the instruction specified in subdivisions (e) and (f).

(e) Didactic instruction shall include, at a minimum, the following as they relate to Cal/OSHA regulations (Cal. Code Regs., Title 8, Sections 330-344.85) and the Board's Minimum Standards for Infection Control (Cal. Code Regs., Title 16, Section 1005):

- (1) Basic dental science and microbiology as they relate to infection control in dentistry.
- (2) Legal and ethical aspects of infection control procedures.
- (3) Terms and protocols specified in Cal. Code of Regs., Title 16, Section 1005 regarding the minimum standards for infection control.
- (4) Principles of modes of disease transmission and prevention.
- (5) Principles, techniques, and protocols of hand hygiene, personal protective equipment, surface barriers and disinfection, sterilization, sanitation, and hazardous chemicals associated with infection control.
- (6) Principles and protocols of sterilizer monitoring and the proper loading, unloading, storage, and transportation of instruments to work area.

## **\*\*\*CURRENT LANGUAGE\*\*\***

- (7) Principles and protocols associated with sharps management.
- (8) Principles and protocols of infection control for laboratory areas.
- (9) Principles and protocols of waterline maintenance.
- (10) Principles and protocols of regulated and nonregulated waste management.
- (11) Principles and protocols related to injury and illness prevention, hazard communication, general office safety, exposure control, postexposure requirements, and monitoring systems for radiation safety and sterilization systems.

(f) Preclinical instruction shall include three experiences in the following areas, with one used for a practical examination:

- (1) Apply hand cleansing products and perform hand cleansing techniques and protocols.
- (2) Apply, remove, and dispose of patient treatment gloves, utility gloves, overgloves, protective eyewear, masks, and clinical attire.
- (3) Apply the appropriate techniques and protocols for the preparation, sterilization, and storage of instruments including, at a minimum, application of personal protective equipment, precleaning, ultrasonic cleaning, rinsing, sterilization wrapping, internal or external process indicators, labeling, sterilization, drying, storage, and delivery to work area.
- (4) Preclean and disinfect contaminated operatory surfaces and devices, and properly use, place, and remove surface barriers.
- (5) Maintain sterilizer including, at a minimum, proper instrument loading and unloading, operation cycle, spore testing, and handling and disposal of sterilization chemicals.
- (6) Apply work practice controls as they relate to the following classification of sharps: anesthetic needles or syringes, orthodontic wires, and broken glass.
- (7) Apply infection control protocol for the following laboratory devices: impressions, bite registrations, and prosthetic appliances.
- (8) Perform waterline maintenance, including use of water tests and purging of waterlines.

(g) Clinical instruction shall include two experiences in the following areas, with one used for a clinical examination:

## **\*\*\*CURRENT LANGUAGE\*\*\***

- (1) Apply hand cleansing products and perform hand cleansing techniques and protocols.
  - (2) Apply, remove, and dispose of patient treatment gloves, utility gloves, overgloves, protective eyewear, masks, and clinical attire.
  - (3) Apply the appropriate techniques and protocols for the preparation, sterilization, and storage of instruments including, at a minimum, application of personal protective equipment, precleaning, ultrasonic cleaning, rinsing, sterilization wrapping, internal or external process indicators, labeling, sterilization, drying, storage, and delivery to work area.
  - (4) Preclean and disinfect contaminated operatory surfaces and devices, and properly use, place, and remove surface barriers.
  - (5) Maintain sterilizer including, at a minimum, proper instrument loading and unloading, operation cycle, spore testing, and handling and disposal of sterilization chemicals.
  - (6) Apply work practice controls as they relate to the following classification of sharps: anesthetic needles or syringes, orthodontic wires, and broken glass.
  - (7) Apply infection control protocol for the following laboratory devices: impressions, bite registrations, and prosthetic appliances.
  - (8) Perform waterline maintenance, including use of water tests and purging of waterlines.
- (h) Each student shall pass a written examination that reflects the curriculum content, which may be administered at intervals throughout the course as determined by the course director.
- (i) To maintain approval, programs approved prior to the effective date of these regulations shall submit to the Board a completed "Notice of Compliance with New Requirements for Infection Control Courses (New 9/10)", hereby incorporated by reference, within ninety (90) days of the effective date of these regulations.

Note: Authority cited: Section 1614, Business and Professions Code. Reference: Sections 1750, 1750.2, 1750.4 and 1752.1, Business and Professions Code.

### **§ 1070.7. Approval of Orthodontic Assistant Permit Courses.**

In addition to the requirements of Sections 1070 and 1070.1, the following criteria shall be met by an orthodontic assistant permit course to secure and maintain approval by the Board.

## **\*\*\*CURRENT LANGUAGE\*\*\***

(a) The course shall be of sufficient duration for the student to develop minimum competence in all of the duties that orthodontic assistant permitholders are authorized to perform, but in no event less than 84 hours, including at least 24 hours of didactic instruction, at least 28 hours of laboratory instruction, and at least 32 hours of clinical instruction. A registered dental assistant shall not be required to complete further instruction in the duties of placing ligature ties and archwires, removing orthodontic bands, and removing excess cement from tooth surfaces with a hand instrument. The course hours for a student who holds a valid and current registered dental assistant license shall be no less than 55 hours, including 11 didactic hours, 24 laboratory hours, and 20 clinical hours. A registered dental assistant who has completed a Board-approved course in the use of an ultrasonic scaler shall not be required to complete further instruction in that duty. The course hours for a student who holds a valid and current registered dental assistant license and who has completed a Board-approved course in the use of an ultrasonic scaler shall be no less than 51 hours, including 9 didactic hours, 22 laboratory hours, and 20 clinical hours.

(b) The minimum requirements for equipment and armamentaria shall include banded or bonded orthodontic typodonts in the ratio of at least one for every four students, bench mount or dental chair mounted mannequin head, curing light, regular typodont with full dentition and soft gingiva in the ratio of at least one for every four students, and a selection of orthodontic instruments and adjunct material for all of the procedures that orthodontic assistant permitholders are authorized to perform under Business and Professions Code Section 1750.3.

(c) In addition to the requirements of Section 1070, all faculty or instructional staff members responsible for clinical evaluation shall have completed a two-hour methodology course in clinical evaluation prior to conducting clinical evaluations of students.

(d) Areas of instruction shall include, at a minimum, the instruction specified in subdivisions (e) to (j), inclusive, as well as instruction in basic background information on orthodontic practice. "Basic background information on orthodontic practice" means, for purposes of this subdivision, the orthodontic treatment review, charting, patient education, and legal and infection control requirements as they apply to orthodontic practice.

(e) The following requirements shall be met for sizing, fitting, cementing, and removing orthodontic bands:

(1) Didactic instruction shall contain the following:

(A) Theory of band positioning and tooth movement.

(B) Characteristics of band material: malleability, stiffness, ductility, and work hardening.



## **\*\*\*CURRENT LANGUAGE\*\*\***

(C) Techniques for orthodontic banding and removal, which shall include all of the following:

- (i) Armamentaria.
- (ii) General principles of fitting and removing bands.
- (iii) Normal placement requirements of brackets, tubes, lingual sheaths, lingual cleats, and buttons onto bands.
- (iv) Orthodontic cements and adhesive materials: classifications, armamentaria, and mixing technique.
- (v) Cementing bands: armamentaria, mixing technique, and band cementation procedures.
- (vi) Procedure for removal of bands after cementation.

(2) Laboratory instruction shall include typodont experience in the sizing, fitting, cementing, and removal of four posterior first molar bands a minimum of two times, with the cementing and removal of two first molar bands used as a practical examination.

(3) Clinical instruction shall include the sizing, fitting, cementing, and removal of four posterior first molar bands on at least two patients.

(f) The following requirements shall be met for preparing teeth for bonding:

(1) Didactic instruction shall contain the following:

- (A) Chemistry of etching materials and tooth surface preparation
- (B) Application and time factors
- (C) Armamentaria
- (D) Techniques for tooth etching.

(2) Laboratory instruction shall include typodont experience with etchant application in preparation for subsequent bracket bonding on four anterior and four posterior teeth a minimum of four times each, with one of each of the four times used for a practical examination.

(3) Clinical instruction shall include etchant application in preparation for bracket bonding on anterior and posterior teeth on at least two patients.

## **\*\*\*CURRENT LANGUAGE\*\*\***

(g) The following requirements shall be met for bracket positioning, bond curing, and removal of orthodontic brackets.

(1) Didactic instruction shall include the following elements:

- (A) Characteristics and methods of orthodontic bonding.
- (B) Armamentaria.
- (C) Types of bracket bonding surfaces.
- (D) Bonding material characteristics, application techniques, and curing time factors.
- (E) Procedure for direct and indirect bracket bonding.
- (F) Procedures for bracket or tube removal.

(2) Laboratory instruction shall contain typodont experience with selecting, prepositioning, tooth etching, positioning, curing, and removing of four anterior and four posterior brackets a minimum of four times each, with one each of the four times used for a practical examination.

(3) Clinical instruction shall contain selecting, adjusting, prepositioning, etching, curing, and removal of anterior and posterior brackets on at least two patients.

(h) The following requirements shall be met for archwire placement and ligation:

(1) Didactic instruction shall contain the following:

- (A) Archwire characteristics.
- (B) Armamentaria.
- (C) Procedures for placement of archwire previously adjusted by the dentist.
- (D) Ligature systems, purpose, and types, including elastic, wire, and self-ligating.

(2) Laboratory instruction shall contain typodont experience on the following:

- (A) The insertion of a preformed maxillary and mandibular archwire a minimum of four times per arch, with one of each of the four times used for a practical examination.

## **\*\*\*CURRENT LANGUAGE\*\*\***

(B) Ligation of maxillary and mandibular archwire using elastic or metal ligatures or self-ligating brackets a minimum of four times per arch, with one of each of the four times used for a practical examination.

(3) Clinical instruction shall contain the following:

(A) Insertion of a preformed maxillary and mandibular archwire on at least two patients.

(B) Ligating both preformed maxillary and mandibular archwires using a combination of elastic and metal ligatures or self-ligating brackets on at least two patients for each.

(i) The following requirements shall be met for cement removal with a hand instrument:

(1) Didactic instruction shall contain the following:

(A) Armamentaria

(B) Techniques of cement removal using hand instruments and related materials

(2) Laboratory instruction shall contain typodont experience on the removal of excess cement supragingivally from an orthodontically banded typodont using a hand instrument four times, with one of the four times used for a practical examination.

(3) Clinical instruction shall contain removal of excess cement supragingivally from orthodontic bands with a hand instrument on at least two patients.

(j) Instruction for cement removal with an ultrasonic scaler shall be in accordance with Cal. Code Regs., Title 16, Section 1070.5, which governs courses in the removal of excess cement from teeth under orthodontic treatment with an ultrasonic scaler.

(k) Each student shall pass a written examination that reflects the curriculum content, which may be administered at intervals throughout the course as determined by the course director.

(l) To maintain approval, programs approved prior to the effective date of these regulations shall submit to the Board a completed "Notice of Compliance with New Requirements for Orthodontic Assistant Permit Courses (New 9/10)", hereby incorporated by reference, within ninety (90) days of the effective date of these regulations.

Note: Authority cited: Section 1614, Business and Professions Code. Reference: Sections 1750.2 and 1752.4, Business and Professions Code.

## **\*\*\*CURRENT LANGUAGE\*\*\***

### **§ 1070.8. Approval of Dental Sedation Assistant Permit Courses.**

In addition to the requirements of Sections 1070 and 1070.1, the following criteria shall be met by a dental sedation assistant permit course to secure and maintain approval by the Board. As used in this Section, the following definitions apply: “IV” means intravenous, “AED” means automated external defibrillator, “CO<sub>2</sub>” means carbon dioxide, and “ECG” and “EKG” both mean electrocardiogram.

- (a) (1) The course director, designated faculty member, or instructional staff member may, in lieu of a license issued by the Board, possess a valid, active, and current license issued in California as a physician and surgeon.
- (2) The course director, designated faculty member, or instructional staff member responsible for clinical evaluation shall have completed a two-hour methodology course in clinical evaluation prior to conducting clinical evaluations of students.
- (3) Clinical instruction shall be given under direct supervision of the course director, designated faculty member, or instructional staff member who shall be the holder of a valid, active, and current general anesthesia or conscious sedation permit issued by the Board. Evaluation of the condition of a sedated patient shall remain the responsibility of the director, designated faculty member, or instructional staff member authorized to administer conscious sedation or general anesthesia, who shall be at the patient's chairside while conscious sedation or general anesthesia is being administered.
- (b) The course shall be of a sufficient duration for the student to develop minimum competence in all of the duties that dental sedation assistant permit holders are authorized to perform, but in no event less than 110 hours, including at least 40 hours of didactic instruction, at least 32 hours of combined laboratory and preclinical instruction, and at least 38 hours of clinical instruction. Clinical instruction shall require completion of all of the tasks described in subdivisions (j), (k), (l), (m), and (n) of this Section during no less than twenty (20) supervised cases utilizing conscious sedation or general anesthesia.
- (c) The following are minimum requirements for equipment and armamentaria:
- (1) One pulse oximeter for each six students; one AED or AED trainer; one capnograph or teaching device for monitoring of end tidal CO<sub>2</sub>; blood pressure cuff and stethoscope for each six students; one pretracheal stethoscope for each six students; one electrocardiogram machine, one automatic blood pressure/pulse measuring system/machine, and one oxygen delivery system including oxygen tank; one IV start kit for each student; one venous access device kit for each student; IV equipment and supplies for IV infusions including hanging device infusion containers and tubing for each six students; one sharps container for each six students; packaged syringes, needles, needleless devices,

## **\*\*\*CURRENT LANGUAGE\*\*\***

practice fluid ampules and vials for each student; stopwatch or timer with second hand for each six students; one heart/lung sounds mannequin or teaching device; tonsillar or pharyngeal suction tip, endotracheal tube forceps, endotracheal tube and appropriate connectors, suction equipment for aspiration of oral and pharyngeal cavities, and laryngoscope in the ratio of at least one for each six students; any other monitoring or emergency equipment required by Cal. Code Regs., Title 16, Section 1043 for the administration of general anesthesia or conscious sedation; and a selection of instruments and supplemental armamentaria for all of the procedures that dental sedation assistant permitholders are authorized to perform according to Business and Professions Code Section 1750.5.

(2) Each operatory used for preclinical or clinical training shall contain either a surgery table or a power-operated chair for treating patients in a supine position, an irrigation system or sterile water delivery system as they pertain to the specific practice, and all other equipment and armamentarium required to instruct in the duties that dental sedation assistant permitholders are authorized to perform according to Business and Professions Code Section 1750.5.

(3) All students, faculty, and staff involved in the direct provision of patient care shall be certified in basic life support procedures, including the use of an automatic electronic defibrillator.

(d) Areas of instruction shall include, at a minimum, the instruction specified in subdivisions (e) to (n), inclusive, as they relate to the duties that dental sedation assistant permitholders are authorized to perform.

(e) General didactic instruction shall contain:

(1) Patient evaluation and selection factors through review of medical history, physical assessment, and medical consultation.

(2) Characteristics of anatomy and physiology of the circulatory, cardiovascular, and respiratory systems, and the central and peripheral nervous system.

(3) Characteristics of anxiety management related to the surgical patient, relatives, and escorts, and characteristics of anxiety and pain reduction techniques.

(4) Overview of the classification of drugs used by patients for cardiac disease, respiratory disease, hypertension, diabetes, neurological disorders, and infectious diseases.

(5) Overview of techniques and specific drug groups utilized for sedation and general anesthesia.

## **\*\*\*CURRENT LANGUAGE\*\*\***

(6) Definitions and characteristics of levels of sedation achieved with general anesthesia and sedative agents, including the distinctions between conscious sedation, deep sedation, and general anesthesia.

(7) Overview of patient monitoring during conscious sedation and general anesthesia.

(8) Prevention, recognition, and management of complications.

(9) Obtaining informed consent.

(f) With respect to medical emergencies, didactic instruction shall contain:

(1) An overview of medical emergencies, including, but not limited to, airway obstruction, bronchospasm or asthma, laryngospasm, allergic reactions, syncope, cardiac arrest, cardiac dysrhythmia, seizure disorders, hyperglycemia and hypoglycemia, drug overdose, hyperventilation, acute coronary syndrome including angina and myocardial infarction, hypertension, hypotension, stroke, aspiration of vomitus, and congestive heart failure.

(2) Laboratory instruction shall include the simulation and response to at least the following medical emergencies: airway obstruction, bronchospasm, emesis and aspiration of foreign material under anesthesia, angina pectoris, myocardial infarction, hypotension, hypertension, cardiac arrest, allergic reaction, convulsions, hypoglycemia, syncope, and respiratory depression. Both training mannequins and other students or staff may be used for simulation. The student shall demonstrate proficiency in all simulated emergencies during training and shall then be eligible to complete a practical examination on this Section.

(g) With respect to sedation and the pediatric patient, didactic instruction shall contain the following:

(1) Psychological considerations.

(2) Patient evaluation and selection factors through review of medical history, physical assessment, and medical consultation.

(3) Definitions and characteristics of levels of sedation achieved with general anesthesia and sedative agents, with special emphasis on the distinctions between conscious sedation, deep sedation, and general anesthesia.

(4) Review of respiratory and circulatory physiology and related anatomy, with special emphasis on establishing and maintaining a patient airway.

(5) Overview of pharmacology agents used in contemporary sedation and general anesthesia.

## **\*\*\*CURRENT LANGUAGE\*\*\***

- (6) Patient monitoring.
- (7) Obtaining informed consent.
- (8) Prevention, recognition, and management of complications, including principles of basic life support.
- (h) With respect to physically, mentally, and neurologically compromised patients, didactic instruction shall contain the following: an overview of characteristics of Alzheimer's disease, autism, cerebral palsy, Down's syndrome, mental retardation, multiple sclerosis, muscular dystrophy, Parkinson's disease, schizophrenia, and stroke.
- (i) With respect to health history and patient assessment, didactic instruction shall include, at a minimum, the recording of the following:
  - (1) Age, sex, weight, physical status as defined by the American Society of Anesthesiologists Physical Status Classification System, medication use, general health, any known or suspected medically compromising conditions, rationale for anesthesia or sedation of the patient, visual examination of the airway, and auscultation of the heart and lungs as medically required.
  - (2) General anesthesia or conscious sedation records that contain a time-oriented record with preoperative, multiple intraoperative, and postoperative pulse oximetry and blood pressure and pulse readings, frequency and dose of drug administration, length of procedure, complications of anesthesia or sedation, and a statement of the patient's condition at time of discharge.
- (j) With respect to monitoring heart sounds with pretracheal/precordial stethoscope and EKG and use of AED:
  - (1) Didactic instruction shall contain the following:
    - (A) Characteristics of pretracheal/precordial stethoscope.
    - (B) Review of anatomy and physiology of circulatory system: heart, blood vessels, and cardiac cycle as it relates to EKG.
    - (C) Characteristics of rhythm interpretation and waveform analysis basics.
    - (D) Characteristics of manual intermittent and automatic blood pressure and pulse assessment.
    - (E) Characteristics and use of an AED.

## **\*\*\*CURRENT LANGUAGE\*\*\***

(F) Procedure for using a pretracheal/precordial stethoscope for monitoring of heart sounds.

(G) Procedure for use and monitoring of the heart with an EKG machine, including electrode placement, and the adjustment of such equipment.

(H) Procedure for using manual and automatic blood pressure/pulse/respiration measuring system.

(2) Preclinical instruction: Utilizing another student or staff person, the student shall demonstrate proficiency in each of the following tasks during training and shall then be eligible to complete an examination on this Section.

(A) Assessment of blood pressure and pulse both manually and utilizing an automatic system.

(B) Placement and assessment of an EKG. Instruction shall include the adjustment of such equipment.

(C) Monitoring and assessment of heart sounds with a pretracheal/precordial stethoscope.

(D) Use of an AED or AED trainer.

(3) Clinical instruction: Utilizing patients, the student shall demonstrate proficiency in each of the following tasks, under supervision of faculty or instructional staff as described in Section 1070.8(a)(3), and shall then be eligible to complete an examination on this Section.

(A) Assessment of blood pressure and pulse both manually and utilizing an automatic system.

(B) Placement and assessment of an EKG. Instruction shall include the adjustment of such equipment.

(C) Monitoring and assessment of heart sounds with a pretracheal/precordial stethoscope.

(k) With respect to monitoring lung/respiratory sounds with pretracheal/precordial stethoscope and monitoring oxygen saturation end tidal CO<sub>2</sub> with pulse oximeter and capnograph:

(1) Didactic instruction shall contain the following:

(A) Characteristics of pretracheal/precordial stethoscope, pulse oximeter and capnograph for respiration monitoring.



## **\*\*\*CURRENT LANGUAGE\*\*\***

(B) Review of anatomy and physiology of respiratory system to include the nose, mouth, pharynx, epiglottis, larynx, trachea, bronchi, bronchioles, and alveolus.

(C) Characteristics of respiratory monitoring/lung sounds: mechanism of respiration, composition of respiratory gases, oxygen saturation.

(D) Characteristics of manual and automatic respiration assessment.

(E) Procedure for using a pretracheal/precordial stethoscope for respiration monitoring.

(F) Procedure for using and maintaining pulse oximeter for monitoring oxygen saturation.

(G) Procedure for use and maintenance of capnograph.

(H) Characteristics for monitoring blood and skin color and other related factors.

(I) Procedures and use of an oxygen delivery system.

(J) Characteristics of airway management to include armamentaria and use.

(2) Preclinical instruction: Utilizing another student or staff person, the student shall demonstrate proficiency in each of the following tasks during training and shall then be eligible to complete an examination on this Section.

(A) Assessment of respiration rates.

(B) Monitoring and assessment of lung sounds and ventilation with a pretracheal/precordial stethoscope.

(C) Monitoring oxygen saturation with a pulse oximeter.

(D) Use of an oxygen delivery system.

(3) Clinical instruction: Utilizing patients, the student shall demonstrate proficiency in each of the following tasks, under supervision by faculty or instructional staff as described in Section 1070.8(a)(3), and shall then be eligible to complete an examination on this Section.

(A) Assessment of respiration rates.

## **\*\*\*CURRENT LANGUAGE\*\*\***

(B) Monitoring and assessment of lung sounds and ventilation with a pretracheal/precordial stethoscope.

(C) Monitoring oxygen saturation with a pulse oximeter.

(D) Use of an oxygen delivery system.

(l) With respect to drug identification and draw:

(1) Didactic instruction shall contain:

(A) Characteristics of syringes and needles: use, types, gauges, lengths, and components.

(B) Characteristics of drug, medication, and fluid storage units: use, type, components, identification of label including generic and brand names, strength, potential adverse reactions, expiration date, and contraindications.

(C) Characteristics of drug draw: armamentaria, label verification, ampule and vial preparation, and drug withdrawal techniques.

(2) Laboratory instruction: The student shall demonstrate proficiency in the withdrawal of fluids from a vial or ampule in the amount specified by faculty or instructional staff and shall then be eligible to complete a practical examination.

(3) Clinical instruction: The student shall demonstrate proficiency in the evaluation of vial or container labels for identification of content, dosage, and strength and in the withdrawal of fluids from a vial or ampule in the amount specified by faculty or instructional staff as described in Section 1070.8(a)(3), and shall then be eligible to complete an examination on this Section.

(m) With respect to adding drugs, medications, and fluids to IV lines:

(1) Didactic instruction shall contain:

(A) Characteristics of adding drugs, medications, and fluids to IV lines in the presence of a licensed dentist.

(B) Armamentaria.

(C) Procedures for adding drugs, medications, and fluids, including dosage and frequency.

(D) Procedures for adding drugs, medications, and fluids by IV bolus.

## **\*\*\*CURRENT LANGUAGE\*\*\***

(E) Characteristics of patient observation for signs and symptoms of drug response.

(2) Laboratory instruction: The student shall demonstrate proficiency in adding fluids to an existing IV line on a venipuncture training arm or in a simulated environment, and shall then be eligible to complete a practical examination on this Section.

(3) Clinical instruction: The student shall demonstrate proficiency in adding fluids to existing IV lines in the presence of course faculty or instructional staff as described in Section 1070.8(a)(3), and shall then be eligible to complete an examination on this Section.

(n) With respect to the removal of IV lines:

(1) Didactic instruction shall include overview and procedures for the removal of an IV line.

(2) Laboratory instruction: The student shall demonstrate proficiency on a venipuncture training arm or in a simulated environment for IV removal, and shall then be eligible for a practical examination.

(3) Clinical instruction: The student shall demonstrate proficiency in removing IV lines in the presence of course faculty or instructional staff as described in Section 1070.8(a)(3), and shall then be eligible to complete an examination on this Section.

(o) Each student shall pass a written examination that reflects the curriculum content, which may be administered at intervals throughout the course as determined by the course director.

(p) To maintain approval, programs approved prior to the effective date of these regulations shall submit to the Board a completed "Notice of Compliance with New Requirements for Dental Sedation Assistant Permit Courses (New 9/10)", hereby incorporated by reference, within ninety (90) days of the effective date of these regulations.

Note: Authority cited: Section 1614, Business and Professions Code. Reference: Sections 1750.4, 1750.5 and 1752.4, Business and Professions Code.

### **§ 1071. Approval of RDAEF Educational Programs.**

(a) All new Registered Dental Assistant in Extended Functions (RDAEF) educational programs shall apply for and receive approval prior to operation. The Board may approve, provisionally approve, or deny approval of any such program. The Board may, in lieu of conducting its own investigation, accept the findings of any commission or accreditation agency approved by the Board and adopt those findings as its own.

## **\*\*\*CURRENT LANGUAGE\*\*\***

(b) In addition to the requirements of Cal. Code Regs., Title 16, Sections 1070 and 1070.1, the following criteria shall be met by an RDAEF educational program to secure and maintain approval by the Board.

(1) A program applying for approval to teach all of the duties specified in Business and Professions Code Section 1753.5 shall comply with all of the requirements of this Section.

(2) A program applying for approval to teach RDAEFs licensed on or before January 1, 2010 the additional duties specified in Business and Professions Code Section 1753.6 shall comply with all of the requirements of this Section, except as follows:

(A) The program shall be no less than 318 hours, including at least 76 hours of didactic instruction, at least 186 hours of laboratory instruction, and at least 56 hours of clinical instruction.

(B) Students shall not be required to complete instruction related to the placement of gingival retraction cord, the taking of final impressions for permanent indirect restorations, or the fitting of endodontic master points and accessory points.

(c) In order to be admitted to the program, each student shall possess a valid, active, and current license as a registered dental assistant issued by the Board and shall submit documentary evidence of successful completion of a Board-approved pit and fissure sealant course.

(d) In addition to the requirements of Sections 1070 and 1070.1, all faculty members responsible for clinical evaluation shall have completed a course or certification program in educational methodology of at least six (6) hours by January 1, 2012, unless he or she holds any one of the following: a postgraduate degree in education, a Ryan Designated Subjects Vocational Education Teaching Credential, a Standard Designated Subjects Teaching Credential, or, a Community College Teaching Credential. Each faculty member employed after January 1, 2012, shall complete a course or certification program in educational methodology within six months of employment. The program director or designated administrator shall be responsible to obtain and maintain records of each faculty member showing evidence of having met this requirement.

(e) The program shall be of sufficient duration for the student to develop minimum competence in all of the duties that RDAEFs are authorized to perform, but in no event less than 410 hours, including at least 100 hours of didactic instruction, at least 206 hours of laboratory instruction, and at least 104 hours of clinical instruction. All laboratory and simulated clinical instruction shall be provided under the direct supervision of program staff. Clinical instruction shall be provided under the direct

## **\*\*\*CURRENT LANGUAGE\*\*\***

supervision of a licensed dentist and may be completed in an extramural dental facility as defined in Section 1070.1(c).

(f) The following requirements are in addition to the requirements of Sections 1070 and 1070.1:

(1) Minimum requirements for equipment and armamentaria:

(A) Laboratory facilities with individual seating stations for each student and equipped with air, gas and air, or electric driven rotary instrumentation capability. Each station or operatory shall allow an articulated typodont to be mounted in a simulated head position.

(B) Clinical simulation facilities that provide simulated patient heads mounted in appropriate position and accommodating an articulated typodont in an enclosed intraoral environment, or mounted on a dental chair in a dental operatory. Clinical simulation spaces shall be sufficient to permit one simulation space for each two students at any one time.

(C) Articulated typodonts of both deciduous and permanent dentitions with flexible gingival tissues and with prepared teeth for each procedure to be performed in the laboratory and clinical simulation settings. One of each type of typodont is required for each student.

(D) A selection of restorative instruments and adjunct materials for all procedures that RDAEFs are authorized to perform.

(2) Notwithstanding Section 1070, there shall be at least one operatory for every two students who are simultaneously engaged in clinical instruction.

(g) Areas of instruction shall include, at a minimum, the instruction specified in subdivisions (h) to (o), inclusive, and the following didactic instruction:

(1) The following instruction as it relates to each of the procedures that RDAEFs are authorized to perform: restorative and prosthetic treatment review; charting; patient education; legal requirements; indications and contraindications; problem solving techniques; laboratory, preclinical, and clinical criteria and evaluation; and infection control protocol implementation.

(2) Dental science, including dental and oral anatomy, histology, oral pathology, normal or abnormal anatomical and physiological tooth descriptions, tooth morphology, basic microbiology relating to infection control, and occlusion. "Occlusion" is the review of articulation of maxillary and mandibular arches in maximum intercuspation.

## **\*\*\*CURRENT LANGUAGE\*\*\***

- (3) Characteristics and manipulation of dental materials related to each procedure.
  - (4) Armamentaria for all procedures.
  - (5) Principles, techniques, criteria, and evaluation for performing each procedure, including implementation of infection control protocols.
  - (6) Tooth isolation and matrix methodology review.
- (h) General laboratory instruction shall include:
- (1) Rubber dam application for tooth isolation in both maxillary and mandibular arches and for deciduous and permanent dentitions. A minimum of four experiences per arch is required, with two anterior and two posterior applications, with one of the applications used for a practical examination.
  - (2) Matrix placement for amalgam, and nonmetallic restorative material restorations in both primary and permanent dentitions, with three experiences for each cavity classification and for each material.
  - (3) Base, liner, and etchant placement on three posterior teeth for each base, liner, or etchant, with one of the three teeth used for a practical examination.
- (i) With respect to preliminary evaluation of the patient's oral health, including charting of existing conditions excluding periodontal assessment, intraoral and extraoral evaluation of soft tissue, classifying occlusion, and myofunctional evaluation:
- (1) Didactic instruction shall contain the following:
    - (A) Normal anatomical structures: oral cavity proper, vestibule, and lips.
    - (B) Deviations from normal to hard tissue abnormalities to soft tissue abnormalities.
    - (C) Overview of classifications of occlusion and myofunction.
    - (D) Sequence of oral inspection: armamentaria, general patient assessment, review of medical history form, review of dental history form, oral cavity mouth-mirror inspection, and charting existing conditions.
  - (2) Preclinical instruction shall include performing an oral inspection on at least two other students.
  - (3) Clinical instruction shall include performing an oral inspection on at least two patients, with one of the two patients used for a clinical examination.

## **\*\*\*CURRENT LANGUAGE\*\*\***

(j) With respect to sizing, fitting, and cementing endodontic master points and accessory points:

(1) Didactic instruction shall include the following:

(A) Review of objectives, canal preparation, filling of root canal space, including the role of the RDAEF as preparatory to condensation which is to be performed by the licensed dentist.

(B) Description and goals of filling technique using lateral condensation techniques.

(C) Principles and techniques of fitting and cementing master points and accessory points using lateral condensation, including characteristics, manipulation, use of gutta percha and related materials, and criteria for an acceptable master and accessory points technique using lateral condensation.

(2) Laboratory instruction shall include fitting and cementing master points and accessory points on extracted teeth or simulated teeth with canals in preparation for lateral condensation by the dentist, with a minimum of two experiences each on a posterior and anterior tooth. This instruction shall not include obturator-based techniques or other techniques that employ condensation.

(3) Simulated clinical instruction shall include fitting and cementing master points and accessory points in preparation for condensation by the dentist with extracted or simulated teeth prepared for lateral condensation mounted in simulated patient heads mounted in appropriate position and accommodating and articulated typodont in an enclosed intraoral environment, or mounted on a dental chair in a dental operatory. This instruction shall not include obturator-based techniques that employ condensation. Simulated clinical instruction shall include fitting and cementing master points and accessory points for lateral condensation by the dentist in at least four teeth, one of which shall be used for a practical exam.

(k) With respect to gingival retraction, general instruction shall include:

(1) Review of characteristics of tissue management as it relates to gingival retraction with cord and electrosurgery.

(2) Description and goals of cord retraction.

(3) Principles of cord retraction, including characteristics and manipulation of epinephrine, chemical salts classification of cord, characteristics of single versus

## **\*\*\*CURRENT LANGUAGE\*\*\***

double cord technique, and techniques and criteria for an acceptable cord retraction technique.

(l) With respect to final impressions for permanent indirect and toothborne restorations:

(1) Didactic instruction shall contain the following:

(A) Review of characteristics of impression material and custom.

(B) Description and goals of impression taking for permanent indirect restorations and toothborne prosthesis.

(C) Principles, techniques, criteria, and evaluation of impression taking for permanent indirect restorations and toothborne prosthesis.

(2) Laboratory instruction shall include the following:

(A) Cord retraction and final impressions for permanent indirect restorations, including impression taking of prepared teeth in maxillary and mandibular arches, one time per arch with elastomeric impression materials.

(B) Impressions for toothborne removable prostheses, including, at a minimum, taking a total of four impressions on maxillary and mandibular arches with simulated edentulous sites and rest preparations on at least two supporting teeth in each arch.

(3) Clinical instruction shall include taking final impressions on five cord retraction patients, with one used for a clinical examination.

(m) With respect to placing, contouring, finishing, and adjusting direct restorations:

(1) Didactic instruction shall contain the following:

(A) Review of cavity preparation factors and restorative material.

(B) Review of cavity liner, sedative, and insulating bases.

(C) Characteristics and manipulation of direct filling materials.

(D) Amalgam restoration placement, carving, adjusting and finishing, which includes principles, techniques, criteria and evaluation, and description and goals of amalgam placement, adjusting and finishing in children and adults.



## **\*\*\*CURRENT LANGUAGE\*\*\***

(E) Glass-ionomer restoration placement, carving, adjusting, contouring and finishing, which includes, principles, techniques, criteria and evaluation, and description and goals of glass-ionomer placement and contouring in children and adults.

(F) Composite restoration placement, carving, adjusting, contouring and finishing in all cavity classifications, which includes, principles, techniques, criteria, and evaluation.

(2) Laboratory instruction shall include typodont experience on the following:

(A) Placement of Class I, II, and V amalgam restorations in eight prepared permanent teeth for each classification, and in four deciduous teeth for each classification.

(B) Placement of Class I, II, III, and V composite resin restorations in eight prepared permanent teeth for each classification, and in four deciduous teeth for each classification.

(C) Placement of Class I, II, III, and V glass-ionomer restorations in four prepared permanent teeth for each classification, and in four deciduous teeth for each classification.

(3) Simulated clinical instruction shall include experience with typodonts mounted in simulated heads on a dental chair or in a simulation laboratory as follows:

(A) Placement of Class I, II, and V amalgam restorations in four prepared permanent teeth for each classification, with one of each classification used for a clinical examination.

(B) Placement of Class I, II, III, and V composite resin restorations in four prepared permanent teeth for each classification, with one of each classification used for a clinical examination.

(C) Placement of Class I, II, III, and V glass-ionomer restorations in four prepared permanent teeth for each classification, with one of each classification used for a clinical examination.

(4) Clinical instruction shall require proficient completion of placing, contouring and finishing at least twenty (20) direct restorations in prepared permanent teeth with the following requirements:

(A) At least fifty (50) percent of the experiences shall be Class II restorations using esthetic materials.

## **\*\*\*CURRENT LANGUAGE\*\*\***

(B) At least twenty (20) percent of the experiences shall be Class V restorations using esthetic materials.

(C) At least ten (10) percent of the experiences shall use amalgam.

(D) Students who complete the 20 restorations and meet all the instructional requirements of this Section may complete additional Class I, II, III or V restorations as deemed appropriate for program success.

(n) With respect to polishing and contouring existing amalgam restorations:

(1) Didactic instruction shall include principles, techniques, criteria and evaluation, and description and goals of amalgam polishing and contouring in children and adults.

(2) Laboratory instruction shall include typodont experience on polishing and contouring of Class I, II, and V amalgam restorations in three prepared permanent teeth for each classification, and in two deciduous teeth for each classification.

(3) Simulated clinical instruction shall include experience with typodonts mounted in simulated heads on a dental chair or in a simulation laboratory in the polishing and contouring of Class I, II, and V amalgam restorations in two prepared permanent teeth for each classification, with one of each classification used for a clinical examination.

(o) With respect to adjusting and cementing permanent indirect restorations:

(1) Didactic instruction shall contain the following:

(A) Review of fixed prosthodontics related to classification and materials for permanent indirect restorations, general crown preparation for permanent indirect restorations, and laboratory fabrication of permanent indirect restorations.

(B) Interocclusal registrations for fixed prosthesis, including principles, techniques, criteria, and evaluation.

(C) Permanent indirect restoration placement, adjustment, and cementation, including principles, techniques, criteria, and evaluation.

(2) Laboratory instruction shall include:

(A) Interocclusal registrations using elastomeric and resin materials. Two experiences with each material are required.

## **\*\*\*CURRENT LANGUAGE\*\*\***

(B) Fitting, adjustment, and cementation of permanent indirect restorations on one anterior and one posterior tooth for each of the following materials, with one of each type used for a practical examination: ceramic, ceramometal, and cast metallic.

(3) Clinical experience for interocclusal registrations shall be performed on four patients who are concurrently having final impressions recorded for permanent indirect restorations, with one experience used for a clinical examination.

(4) Clinical instruction shall include fitting, adjustment, and cementation of permanent indirect restorations on at least two teeth.

(p) Each student shall pass a written examination that reflects the curriculum content, which may be administered at intervals throughout the course as determined by the course director.

(q) To maintain approval, programs approved prior to the effective date of these regulations shall submit to the Board a completed "Notice of Compliance with New Requirements for Registered Dental Assistant in Extended Functions Educational Programs (New 9/10)", hereby incorporated by reference, within ninety (90) days of the effective date of these regulations.

Note: Authority cited: Section 1614, Business and Professions Code. Reference: Section 1753, Business and Professions Code.

### **§ 1071.1. Requirements for Approval of RDAEF Educational Programs. [Repealed]**

Note: Authority cited: Section 1614, Business and Professions Code. Reference: Section 1756, Business and Professions Code.

**ASSEMBLY BILL NO. 2637**  
**CHAPTER 499**

An act to amend Sections 1680, 1721.5, 1725, 1741, 1750, 1750.1, 1752.1, 1765, 1771, and 1777 of, to amend and renumber Sections 1753.1, 1754, and 1770 of, to amend, renumber, add, and repeal Sections 1756 and 1757 of, to add Sections 1750.5, 1752.3, 1752.4, and 1753.4 to, to add and repeal Sections 1754.5, 1755, 1756.1, 1756.2, and 1758 of, to repeal Sections 1751.1, 1752, 1752.2, 1752.5, and 1753.5 of, and to repeal and add Sections 1750.2, 1750.3, 1750.4, 1751, 1752.6, and 1753 of, the Business and Professions Code, relating to dentistry.

[ Approved by Governor September 28, 2008.  
Filed with Secretary of State September 28, 2008. ]

LEGISLATIVE COUNSEL'S DIGEST

AB 2637, Eng. Dental auxiliaries.

Existing law, the Dental Practice Act, provides for the licensure and regulation of dentists by the Dental Board of California and dental auxiliaries by the Committee on Dental Auxiliaries. Existing law, on and after, January 1, 2010, authorizes an unlicensed dental assistant to perform basic supportive dental procedures, as defined, subject to a determination by the supervising licensed dentist that the dental assistant is competent to perform those procedures. Existing law, until January 1, 2011, requires the board to license as a registered dental assistant a person who files an application prior to September 1, 2009, and submits specified written evidence of either graduation from a specified educational program or specified work experience that is satisfactory to the board. Existing law, on and after January 1, 2010, requires the board to license as a registered dental assistant in extended functions a person who submits specified evidence of current licensure as a registered dental assistant or completion of the requirements for licensure, successful completion of a specified extended functions postsecondary program, and board-approved courses in radiation safety, infection control, California dental law, and basic life support, and satisfactory performance on a specified written examination and a clinical or practical examination. Existing law, on and after January 1, 2010, also requires the board to license a person who meets specified requirements as a registered orthodontic assistant, registered surgery assistant, registered restorative assistant, or registered restorative assistant in extended functions.

This bill would repeal those provisions governing registered orthodontic assistants, registered surgery assistants, registered restorative assistants, and registered restorative assistants in extended functions.

The bill would, on and after January 1, 2010, specify the duties that a dental assistant is authorized to perform under the general or direct supervision of a supervising licensed dentist.

The bill would revise and recast the registered dental assistant provisions and would authorize the board to license a person as a registered dental assistant if he or she files an application and submits written evidence, satisfactory to the board, of either (1) graduation from a board-approved educational program in registered dental assisting, or (2) for individuals applying prior to January 1, 2010, satisfactory work experience, as defined, of at least 12 months or, for individuals applying on and after January 1, 2010, satisfactory work experience of at least 15 months, and satisfactory performance on a written and practical examination administered by the committee. The bill would also require that those individuals applying on or after January 1, 2010, pass a written examination in law and ethics and complete board-approved courses in the act, infection control, and basic life support. The bill would, on and after January 1, 2010, impose specific content requirements for the written and practical examinations and would require the board to appoint a registered dental assistant examination committee to assign specific procedures for the practical examination. The bill would, commencing January 1, 2010, specify the duties a registered dental assistant is authorized to perform. The bill would specify that the fee for the written examination in law and ethics shall not exceed the actual cost of the examination.

The bill would, on and after January 1, 2010, modify the requirements for a license as a registered dental assistant in extended functions to include, among other things, completion of a board-approved course in the application of pit and fissure sealants and passage of a written examination and a clinical or practical examination. The bill would specify the duties and procedures a registered dental assistant in extended functions, licensed on or after January 1, 2010, is authorized to perform, as well as those additional procedures that may be performed under the direct supervision of a licensed dentist. The bill would, commencing January 1, 2010, also require applicants for a registered dental assistant in extended functions license to complete a specified examination regarding certain procedures.

The bill would, commencing January 1, 2010, authorize the board to issue an orthodontic assistant permit or a dental sedation assistant permit to a person who files a completed application, including a fee, and provides proof of certain eligibility requirements. The bill would authorize a dental assistant, a registered dental assistant, or a registered dental assistant in extended functions to apply for and maintain an orthodontic assistant permit or a dental sedation assistant permit. The bill would also, commencing January 1, 2010, specify the duties that may be performed by an orthodontic assistant permitholder or a dental sedation assistant permitholder under the direct supervision of a licensed dentist or, with respect to dental sedation assistant permitholders, another specified licensed health care professional. The bill would subject these permitholders to board established continuing education and renewal requirements. The bill would specify that the fee for these permits shall not exceed \$50 and that the fee for the written examination for these permits shall not exceed the actual cost of the examination.

The bill would require the board, commencing January 1, 2010, at least once every 7 years, to review the allowable duties for the various dental auxiliary categories, the

supervision level for those categories, and the settings under which those duties may be performed, and to update the regulations as necessary.

The bill would require a dental assisting program or course, a permit program or course, a registered dental assistant program, a registered dental assistant in extended function program, an orthodontic assistant permit course, a dental sedation assistant permit course, and an infection control course to meet various requirements, relating to, among other things, administration, facilities, supervision, curriculum, instruction, equipment, and examinations in order to secure and maintain approval by the board.

Existing law provides that it is a misdemeanor for any person who does not have a license issued by the board to hold himself or herself out as licensed by the board in specified categories of dental practice.

This bill would revise these provisions to make it a misdemeanor for a person to, without a license or permit issued by the board, hold himself or herself out as, among other things, a registered dental assistant, orthodontic assistant permitholder, or dental sedation assistant permitholder. By expanding the scope of an existing crime, the bill would impose a state-mandated local program.

Existing law provides that all fees collected under the Dental Practice Act in connection with the practice of a dental auxiliary are deposited in the State Dental Auxiliary Fund, in the Professions and Vocations Fund.

This bill would abolish the State Dental Auxiliary Fund and would create the State Dental Assistant Fund, to which would be transferred funds in the State Dental Auxiliary Fund related to dental assistants for specific use, and in which would be deposited all funds from the regulation of dental assistants. The bill would make funds in the State Dental Assistant Fund subject to appropriation by the Legislature in the annual Budget Act.

The California Constitution requires the state to reimburse local agencies and school districts for certain costs mandated by the state. Statutory provisions establish procedures for making that reimbursement.

This bill would provide that no reimbursement is required by this act for a specified reason.

#### Digest Key

Vote: MAJORITY Appropriation: NO Fiscal Committee: YES Local Program: YES

#### Bill Text

The people of the State of California do enact as follows:

## **Section 1.**

Section 1680 of the Business and Professions Code is amended to read:

### **§ 1680.**

Unprofessional conduct by a person licensed under this chapter is defined as, but is not limited to, any one of the following:

- (a) The obtaining of any fee by fraud or misrepresentation.
- (b) The employment directly or indirectly of any student or suspended or unlicensed dentist to practice dentistry as defined in this chapter.
- (c) The aiding or abetting of any unlicensed person to practice dentistry.
- (d) The aiding or abetting of a licensed person to practice dentistry unlawfully.
- (e) The committing of any act or acts of sexual abuse, misconduct, or relations with a patient that are substantially related to the practice of dentistry.
- (f) The use of any false, assumed, or fictitious name, either as an individual, firm, corporation, or otherwise, or any name other than the name under which he or she is licensed to practice, in advertising or in any other manner indicating that he or she is practicing or will practice dentistry, except that name as is specified in a valid permit issued pursuant to Section 1701.5.
- (g) The practice of accepting or receiving any commission or the rebating in any form or manner of fees for professional services, radiograms, prescriptions, or other services or articles supplied to patients.
- (h) The making use by the licensee or any agent of the licensee of any advertising statements of a character tending to deceive or mislead the public.
- (i) The advertising of either professional superiority or the advertising of performance of professional services in a superior manner. This subdivision shall not prohibit advertising permitted by subdivision (h) of Section 651.
- (j) The employing or the making use of solicitors.
- (k) The advertising in violation of Section 651.
- (l) The advertising to guarantee any dental service, or to perform any dental operation painlessly. This subdivision shall not prohibit advertising permitted by Section 651.
- (m) The violation of any of the provisions of law regulating the procurement, dispensing, or administration of dangerous drugs, as defined in Chapter 9 (commencing with

Section 4000) or controlled substances, as defined in Division 10 (commencing with Section 11000) of the Health and Safety Code.

(n) The violation of any of the provisions of this division.

(o) The permitting of any person to operate dental radiographic equipment who has not met the requirements of Section 1656.

(p) The clearly excessive prescribing or administering of drugs or treatment, or the clearly excessive use of diagnostic procedures, or the clearly excessive use of diagnostic or treatment facilities, as determined by the customary practice and standards of the dental profession.

Any person who violates this subdivision is guilty of a misdemeanor and shall be punished by a fine of not less than one hundred dollars (\$100) or more than six hundred dollars (\$600), or by imprisonment for a term of not less than 60 days or more than 180 days, or by both a fine and imprisonment.

(q) The use of threats or harassment against any patient or licensee for providing evidence in any possible or actual disciplinary action, or other legal action; or the discharge of an employee primarily based on the employee's attempt to comply with the provisions of this chapter or to aid in the compliance.

(r) Suspension or revocation of a license issued, or discipline imposed, by another state or territory on grounds that would be the basis of discipline in this state.

(s) The alteration of a patient's record with intent to deceive.

(t) Unsanitary or unsafe office conditions, as determined by the customary practice and standards of the dental profession.

(u) The abandonment of the patient by the licensee, without written notice to the patient that treatment is to be discontinued and before the patient has ample opportunity to secure the services of another dentist, registered dental hygienist, registered dental hygienist in alternative practice, or registered dental hygienist in extended functions and provided the health of the patient is not jeopardized.

(v) The willful misrepresentation of facts relating to a disciplinary action to the patients of a disciplined licensee.

(w) Use of fraud in the procurement of any license issued pursuant to this chapter.

(x) Any action or conduct that would have warranted the denial of the license.

(y) The aiding or abetting of a licensed dentist, dental assistant, registered dental assistant, registered dental assistant in extended functions, dental sedation assistant



permitholder, orthodontic assistant permitholder, registered dental hygienist, registered dental hygienist in alternative practice, or registered dental hygienist in extended functions to practice dentistry in a negligent or incompetent manner.

(z) The failure to report to the board in writing within seven days any of the following: (1) the death of his or her patient during the performance of any dental or dental hygiene procedure; (2) the discovery of the death of a patient whose death is related to a dental or dental hygiene procedure performed by him or her; or (3) except for a scheduled hospitalization, the removal to a hospital or emergency center for medical treatment for a period exceeding 24 hours of any patient to whom oral conscious sedation, conscious sedation, or general anesthesia was administered, or any patient as a result of dental or dental hygiene treatment. With the exception of patients to whom oral conscious sedation, conscious sedation, or general anesthesia was administered, removal to a hospital or emergency center that is the normal or expected treatment for the underlying dental condition is not required to be reported. Upon receipt of a report pursuant to this subdivision the board may conduct an inspection of the dental office if the board finds that it is necessary. A dentist shall report to the board all deaths occurring in his or her practice with a copy sent to the Dental Hygiene Committee of California if the death was the result of treatment by a registered dental hygienist, registered dental hygienist in alternative practice, or registered dental hygienist in extended functions. A registered dental hygienist, registered dental hygienist in alternative practice, or registered dental hygienist in extended functions shall report to the Dental Hygiene Committee of California all deaths occurring as the result of dental hygiene treatment, and a copy of the notification shall be sent to the board.

(aa) Participating in or operating any group advertising and referral services that are in violation of Section 650.2.

(ab) The failure to use a fail-safe machine with an appropriate exhaust system in the administration of nitrous oxide. The board shall, by regulation, define what constitutes a fail-safe machine.

(ac) Engaging in the practice of dentistry with an expired license.

(ad) Except for good cause, the knowing failure to protect patients by failing to follow infection control guidelines of the board, thereby risking transmission of bloodborne infectious diseases from dentist, dental assistant, registered dental assistant, registered dental assistant in extended functions, dental sedation assistant permitholder, orthodontic assistant permitholder, registered dental hygienist, registered dental hygienist in alternative practice, or registered dental hygienist in extended functions to patient, from patient to patient, and from patient to dentist, dental assistant, registered dental assistant, registered dental assistant in extended functions, dental sedation assistant permitholder, orthodontic assistant permitholder, registered dental hygienist, registered dental hygienist in alternative practice, or registered dental hygienist in extended functions. In administering this subdivision, the board shall consider referencing the standards, regulations, and guidelines of the State Department of Public

Health developed pursuant to Section 1250.11 of the Health and Safety Code and the standards, guidelines, and regulations pursuant to the California Occupational Safety and Health Act of 1973 (Part 1 (commencing with Section 6300) of Division 5 of the Labor Code) for preventing the transmission of HIV, hepatitis B, and other blood-borne pathogens in health care settings. The board shall review infection control guidelines, if necessary, on an annual basis and proposed changes shall be reviewed by the Dental Hygiene Committee of California to establish a consensus. The committee shall submit any recommended changes to the infection control guidelines for review to establish a consensus. As necessary, the board shall consult with the Medical Board of California, the California Board of Podiatric Medicine, the Board of Registered Nursing, and the Board of Vocational Nursing and Psychiatric Technicians, to encourage appropriate consistency in the implementation of this subdivision.

The board shall seek to ensure that all appropriate dental personnel are informed of the responsibility to follow infection control guidelines, and of the most recent scientifically recognized safeguards for minimizing the risk of transmission of bloodborne infectious diseases.

(ae) The utilization by a licensed dentist of any person to perform the functions of any registered dental assistant, registered dental assistant in extended functions, dental sedation assistant permitholder, orthodontic assistant permitholder, registered dental hygienist, registered dental hygienist in alternative practice, or registered dental hygienist in extended functions who, at the time of initial employment, does not possess a current, valid license or permit to perform those functions.

(af) The prescribing, dispensing, or furnishing of dangerous drugs or devices, as defined in Section 4022, in violation of Section 2242.1.

## **SEC. 2.**

Section 1721.5 of the Business and Professions Code is amended to read:

### **§1721.5.**

(a) All funds received by the Treasurer pursuant to Section 1725 shall be placed in the State Dental Assistant Fund for the purposes of administering this chapter as it relates to dental assistants, registered dental assistants, registered dental assistants in extended functions, dental sedation assistant permitholders, and orthodontic assistant permitholders. Expenditure of these funds shall be subject to appropriation by the Legislature in the annual Budget Act.

(b) On July 1, 2009, all moneys in the State Dental Auxiliary Fund, other than the moneys described in Section 1945, shall be transferred to the State Dental Assistant Fund. The board's authority to expend those funds, as appropriated in the 2008 Budget Act, shall continue in order to carry out the provisions of this chapter as they related to dental assistants licensed under this chapter for the 2008–09 fiscal year, including the payment of any encumbrances related to dental assistants licensed under this chapter incurred by the State Dental Auxiliary Fund.

**SEC. 3.**

Section 1725 of the Business and Professions Code is amended to read:

**§1725.**

The amount of the fees prescribed by this chapter that relate to the licensing and permitting of dental assistants shall be established by board resolution and subject to the following limitations:

- (a) The application fee for an original license shall not exceed twenty dollars (\$20). On and after January 1, 2010, the application fee for an original license shall not exceed fifty dollars (\$50).
- (b) The fee for examination for licensure as a registered dental assistant shall not exceed fifty dollars (\$50) for the written examination and shall not exceed sixty dollars (\$60) for the practical examination.
- (c) The fee for application and for the issuance of an orthodontic assistant permit or a dental sedation assistant permit shall not exceed fifty dollars (\$50).
- (d) The fee for the written examination for an orthodontic assistant permit or a dental sedation assistant permit shall not exceed the actual cost of the examination.
- (e) The fee for the written examination in law and ethics for a registered dental assistant shall not exceed the actual cost of the examination.
- (f) The fee for examination for licensure as a registered dental assistant in extended functions shall not exceed the actual cost of the examination.
- (g) The fee for examination for licensure as a registered dental hygienist shall not exceed the actual cost of the examination.
- (h) For third- and fourth-year dental students, the fee for examination for licensure as a registered dental hygienist shall not exceed the actual cost of the examination.
- (i) The fee for examination for licensure as a registered dental hygienist in extended functions shall not exceed the actual cost of the examination.
- (j) The board shall establish the fee at an amount not to exceed the actual cost for licensure as a registered dental hygienist in alternative practice.
- (k) The biennial renewal fee for a registered dental assistant whose license expires on or after January 1, 1991, shall not exceed sixty dollars (\$60). On or after January 1, 1992, the board may set the renewal fee for a registered dental assistant license, registered dental assistant in extended functions license, dental sedation assistant permit, or orthodontic assistant permit in an amount not to exceed eighty dollars (\$80).

(l) The delinquency fee shall not exceed twenty-five dollars (\$25) or one-half of the renewal fee, whichever is greater. Any delinquent license or permit may be restored only upon payment of all fees, including the delinquency fee.

(m) The fee for issuance of a duplicate registration, license, permit, or certificate to replace one that is lost or destroyed, or in the event of a name change, shall not exceed twenty-five dollars (\$25).

(n) The fee for each curriculum review and site evaluation for educational programs for registered dental assistants that are not accredited by a board-approved agency, or the Chancellor's office of the California Community Colleges shall not exceed one thousand four hundred dollars (\$1,400).

(o) The fee for review of each approval application for a course that is not accredited by a board-approved agency, or the Chancellor's office of the California Community Colleges shall not exceed three hundred dollars (\$300).

(p) No fees or charges other than those listed in subdivisions (a) to (o), inclusive, above shall be levied by the board in connection with the licensure or permitting of dental assistants, registered dental assistant educational program site evaluations and course evaluations pursuant to this chapter.

(q) Fees fixed by the board pursuant to this section shall not be subject to the approval of the Office of Administrative Law.

(r) Fees collected pursuant to this section shall be deposited in the State Dental Assistant Fund.

#### **SEC. 4.**

Section 1741 of the Business and Professions Code is amended to read:

#### **§1741.**

As used in this article:

(a) "Board" means the Dental Board of California.

(b) "Direct supervision" means supervision of dental procedures based on instructions given by a licensed dentist, who must be physically present in the treatment facility during the performance of those procedures.

(c) "General supervision" means supervision of dental procedures based on instructions given by a licensed dentist but not requiring the physical presence of the supervising dentist during the performance of those procedures.

**SEC. 5.**

Section 1750 of the Business and Professions Code, as amended by Section 6 of Chapter 588 of the Statutes of 2007, is amended to read:

**§1750.**

(a) A dental assistant is a person who may perform basic supportive dental procedures as authorized by this article under the supervision of a licensed dentist and who may perform basic supportive procedures as authorized pursuant to subdivision (b) of Section 1751 under the supervision of a registered dental hygienist in alternative practice.

(b) The supervising licensed dentist shall be responsible for determining the competency of the dental assistant to perform allowable functions.

(c) This section shall remain in effect only until January 1, 2010, and as of that date is repealed, unless a later enacted statute, that is enacted before January 1, 2010, deletes or extends that date.

**SEC. 6.**

Section 1750 of the Business and Professions Code, as amended by Section 7 of Chapter 588 of the Statutes of 2007, is amended to read:

**§ 1750.**

(a) A dental assistant is an individual who, without a license, may perform basic supportive dental procedures, as authorized by Section 1750.1 and by regulations adopted by the board, under the supervision of a licensed dentist. "Basic supportive dental procedures" are those procedures that have technically elementary characteristics, are completely reversible, and are unlikely to precipitate potentially hazardous conditions for the patient being treated.

(b) The supervising licensed dentist shall be responsible for determining the competency of the dental assistant to perform the basic supportive dental procedures, as authorized by Section 1750.1.

(c) The employer of a dental assistant shall be responsible for ensuring that the dental assistant who has been in continuous employment for 120 days or more, has already successfully completed, or successfully completes, all of the following within a year of the date of employment:

(1) A board-approved course in the Dental Practice Act.

(2) A board-approved course in infection control.

(3) A course in basic life support offered by an instructor approved by the American Red Cross or the American Heart Association, or any other course

approved by the board as equivalent and that provides the student the opportunity to engage in hands-on simulated clinical scenarios.

(d) The employer of a dental assistant shall be responsible for ensuring that the dental assistant maintains certification in basic life support.

(e) This section shall become operative on January 1, 2010.

**SEC. 7.**

Section 1750.1 of the Business and Professions Code is amended to read:

**§1750.1.**

(a) A dental assistant may perform the following duties under the general supervision of a supervising licensed dentist:

(1) Extra-oral duties or procedures specified by the supervising licensed dentist, provided that these duties or procedures meet the definition of a basic supportive procedure specified in Section 1750.

(2) Operate dental radiography equipment for the purpose of oral radiography if the dental assistant has complied with the requirements of Section 1656.

(3) Perform intraoral and extraoral photography.

(b) A dental assistant may perform the following duties under the direct supervision of a supervising licensed dentist:

(1) Apply nonaerosol and noncaustic topical agents.

(2) Apply topical fluoride.

(3) Take intraoral impressions for all nonprosthodontic appliances.

(4) Take facebow transfers and bite registrations.

(5) Place and remove rubber dams or other isolation devices.

(6) Place, wedge, and remove matrices for restorative procedures.

(7) Remove post-extraction dressings after inspection of the surgical site by the supervising licensed dentist.

(8) Perform measurements for the purposes of orthodontic treatment.

(9) Cure restorative or orthodontic materials in operative site with a light-curing device.

- (10) Examine orthodontic appliances.
- (11) Place and remove orthodontic separators.
- (12) Remove ligature ties and archwires.
- (13) After adjustment by the dentist, examine and seat removable orthodontic appliances and deliver care instructions to the patient.
- (14) Remove periodontal dressings.
- (15) Remove sutures after inspection of the site by the dentist.
- (16) Place patient monitoring sensors.
- (17) Monitor patient sedation, limited to reading and transmitting information from the monitor display during the intraoperative phase of surgery for electrocardiogram waveform, carbon dioxide and end tidal carbon dioxide concentrations, respiratory cycle data, continuous noninvasive blood pressure data, or pulse arterial oxygen saturation measurements, for the purpose of interpretation and evaluation by a supervising licensed dentist who shall be at the patient's chairside during this procedure.
- (18) Assist in the administration of nitrous oxide when used for analgesia or sedation. A dental assistant shall not start the administration of the gases and shall not adjust the flow of the gases unless instructed to do so by the supervising licensed dentist who shall be present at the patient's chairside during the implementation of these instructions. This paragraph shall not be construed to prevent any person from taking appropriate action in the event of a medical emergency.

(c) Under the supervision of a registered dental hygienist in alternative practice, a dental assistant may perform intraoral retraction and suctioning.

(d) The board may specify additional allowable duties by regulation.

(e) The duties of a dental assistant or a dental assistant holding a permit in orthodontic assisting or in dental sedation do not include any of the following procedures unless specifically allowed by law:

- (1) Diagnosis and comprehensive treatment planning.
- (2) Placing, finishing, or removing permanent restorations.
- (3) Surgery or cutting on hard and soft tissue including, but not limited to, the removal of teeth and the cutting and suturing of soft tissue.

(4) Prescribing medication.

(5) Starting or adjusting local or general anesthesia or oral or parenteral conscious sedation, except for the administration of nitrous oxide and oxygen, whether administered alone or in combination with each other and except as otherwise provided by law.

(f) The duties of a dental assistant are defined in subdivision (a) of Section 1750 and do not include any duty or procedure that only an orthodontic assistant permitholder, dental sedation assistant permitholder, registered dental assistant, registered dental assistant in extended functions, registered dental hygienist, or registered dental hygienist in alternative practice is allowed to perform.

(g) This section shall become operative on January 1, 2010.

**SEC. 8.**

Section 1750.2 of the Business and Professions Code is repealed.

**SEC. 9.**

Section 1750.2 is added to the Business and Professions Code, to read:

**§1750.2.**

(a) On and after January 1, 2010, the board may issue an orthodontic assistant permit to a person who files a completed application including a fee and provides evidence, satisfactory to the board, of all of the following eligibility requirements:

(1) Completion of at least 12 months of work experience as a dental assistant.

(2) Successful completion of a board-approved course in the Dental Practice Act and a board-approved, course in infection control.

(3) Successful completion of a course in basic life support offered by an instructor approved by the American Red Cross or the American Heart Association, or any other course approved by the board as equivalent.

(4) Successful completion of a board-approved orthodontic assistant course, which may commence after the completion of six months of work experience as a dental assistant.

(5) Passage of a written examination administered by the board after completion of all of the other requirements of this subdivision. The written examination shall encompass the knowledge, skills, and abilities necessary to competently perform the duties specified in Section 1750.3.



(b) A person who holds an orthodontic assistant permit pursuant to this section shall be subject to the same continuing education requirements for registered dental assistants as established by the board pursuant to Section 1645 and the renewal requirements of Article 6 (commencing with Section 1715).

**SEC. 10.**

Section 1750.3 of the Business and Professions Code is repealed.

**SEC. 11.**

Section 1750.3 is added to the Business and Professions Code, to read:

**§1750.3.**

A person holding an orthodontic assistant permit pursuant to Section 1750.2 may perform the following duties under the direct supervision of a licensed dentist:

- (a) All duties that a dental assistant is allowed to perform.
- (b) Prepare teeth for bonding, and select, preposition, and cure orthodontic brackets after their position has been approved by the supervising licensed dentist.
- (c) Remove only orthodontic brackets and attachments with removal of the bonding material by the supervising licensed dentist.
- (d) Size, fit, and cement orthodontic bands.
- (e) Remove orthodontic bands and remove excess cement from supragingival surfaces of teeth with a hand instrument.
- (f) Place and ligate archwires.
- (g) Remove excess cement with an ultrasonic scaler from supragingival surfaces of teeth undergoing orthodontic treatment.
- (h) Any additional duties that the board may prescribe by regulation.

**SEC. 12.**

Section 1750.4 of the Business and Professions Code is repealed.

**SEC. 13.**

Section 1750.4 is added to the Business and Professions Code, to read:

**§1750.4.**

(a) On and after January 1, 2010, the board may issue a dental sedation assistant permit to a person who files a completed application including a fee and provides evidence, satisfactory to the board, of all of the following eligibility requirements:

- (1) Completion of at least 12 months of work experience as a dental assistant.
- (2) Successful completion of a board-approved course in the Dental Practice Act and a board-approved, course in infection control.
- (3) Successful completion of a course in basic life support offered by an instructor approved by the American Red Cross or the American Heart Association, or any other course approved by the board as equivalent.
- (4) Successful completion of a board-approved dental sedation assistant course, which may commence after the completion of six months of work experience as a dental assistant.
- (5) Passage of a written examination administered by the board after completion of all of the other requirements of this subdivision. The written examination shall encompass the knowledge, skills, and abilities necessary to competently perform the duties specified in Section 1750.5.

(b) A person who holds a permit pursuant to this section shall be subject to the continuing education requirements established by the board pursuant to Section 1645 and the renewal requirements of Article 6 (commencing with Section 1715).

**SEC. 14.**

Section 1750.5 is added to the Business and Professions Code, to read:

**§1750.5.**

A person holding a dental sedation assistant permit pursuant to Section 1750.4 may perform the following duties under the direct supervision of a licensed dentist or other licensed health care professional authorized to administer conscious sedation or general anesthesia in the dental office:

- (a) All duties that a dental assistant is allowed to perform.
- (b) Monitor patients undergoing conscious sedation or general anesthesia utilizing data from noninvasive instrumentation such as pulse oximeters, electrocardiograms, capnography, blood pressure, pulse, and respiration rate monitoring devices. Evaluation of the condition of a sedated patient shall remain the responsibility of the dentist or other licensed health care professional authorized to administer conscious sedation or general anesthesia, who shall be at the patient's chairside while conscious sedation or general anesthesia is being administered.
- (c) Drug identification and draw, limited to identification of appropriate medications, ampule and vial preparation, and withdrawing drugs of correct amount as verified by the supervising licensed dentist.

(d) Add drugs, medications, and fluids to intravenous lines using a syringe, provided that a supervising licensed dentist is present at the patient's chairside, limited to determining patency of intravenous line, selection of injection port, syringe insertion into injection port, occlusion of intravenous line and blood aspiration, line release and injection of drugs for appropriate time interval. The exception to this duty is that the initial dose of a drug or medication shall be administered by the supervising licensed dentist.

(e) Removal of intravenous lines.

(f) Any additional duties that the board may prescribe by regulation.

(g) The duties listed in subdivisions (b) to (e), inclusive, may not be performed in any setting other than a dental office or dental clinic.

**SEC. 15.**

Section 1751 of the Business and Professions Code, as amended by Section 13 of Chapter 588 of the Statutes of 2007, is repealed.

**SEC. 16.**

Section 1751 is added to the Business and Professions Code, to read:

**§1751.**

(a) At least once every seven years, the board shall review the allowable duties for dental assistants, registered dental assistants, registered dental assistants in extended functions, dental sedation assistant permitholders, and orthodontic assistant permitholders, the supervision level for these categories, and the settings under which these duties may be performed, and shall update the regulations as necessary to keep them current with the state of the dental practice.

(b) This section shall become operative on January 1, 2010.

**SEC. 17.**

Section 1751.1 of the Business and Professions Code is repealed.

**SEC. 18.**

Section 1752 of the Business and Professions Code, as amended by Section 14 of Chapter 588 of the Statutes of 2007, is repealed.

**SEC. 19.**

Section 1752 of the Business and Professions Code, as amended by Section 15 of Chapter 588 of the Statutes of 2007, is repealed.

**SEC. 20.**

Section 1752.1 of the Business and Professions Code is amended to read:

**§1752.1.**

(a) The board may license as a registered dental assistant a person who files an application and submits written evidence, satisfactory to the board, of one of the following eligibility requirements:

(1) Graduation from an educational program in registered dental assisting approved by the board, and satisfactory performance on a written and practical examination administered by the board.

(2) For individuals applying prior to January 1, 2010, evidence of completion of satisfactory work experience of at least 12 months as a dental assistant in California or another state and satisfactory performance on a written and practical examination administered by the board.

(3) For individuals applying on or after January 1, 2010, evidence of completion of satisfactory work experience of at least 15 months as a dental assistant in California or another state and satisfactory performance on a written and practical examination administered by the board.

(b) For purposes of this section, "satisfactory work experience" means performance of the duties specified in Section 1750.1 in a competent manner as determined by the employing dentist, who shall certify to such satisfactory work experience in the application.

(c) The board shall give credit toward the work experience referred to in this section to persons who have graduated from a dental assisting program in a postsecondary institution approved by the Department of Education or in a secondary institution, regional occupational center, or regional occupational program, that are not, however, approved by the board pursuant to subdivision (a). The credit shall equal the total weeks spent in classroom training and internship on a week-for-week basis. The board, in cooperation with the Superintendent of Public Instruction, shall establish the minimum criteria for the curriculum of nonboard-approved programs. Additionally, the board shall notify those programs only if the program's curriculum does not meet established minimum criteria, as established for board-approved registered dental assistant programs, except any requirement that the program be given in a postsecondary institution. Graduates of programs not meeting established minimum criteria shall not qualify for satisfactory work experience as defined by this section.

(d) In addition to the requirements specified in subdivision (a), each applicant for registered dental assistant licensure on or after July 1, 2002, shall provide evidence of having successfully completed board-approved courses in radiation safety and coronal polishing as a condition of licensure. The length and content of the courses shall be governed by applicable board regulations.

(e) In addition to the requirements specified in subdivisions (a) and (d), individuals applying for registered dental assistant licensure on or after January 1, 2010, shall demonstrate satisfactory performance on a written examination in law and ethics administered by the board and shall provide written evidence of successful completion within five years prior to application of all of the following:

(1) A board-approved course in the Dental Practice Act.

(2) A board-approved course in infection control.

(3) A course in basic life support offered by an instructor approved by the American Red Cross or the American Heart Association, or any other course approved by the board as equivalent.

(f) A registered dental assistant may apply for an orthodontic assistant permit or a dental sedation assistant permit, or both, by submitting written evidence of the following:

(1) Successful completion of a board-approved orthodontic assistant or dental sedation assistant course, as applicable.

(2) Passage of a written examination administered by the board that shall encompass the knowledge, skills, and abilities necessary to competently perform the duties of the particular permit.

(g) A registered dental assistant with permits in either orthodontic assisting or dental sedation assisting shall be referred to as an "RDA with orthodontic assistant permit," or "RDA with dental sedation assistant permit," as applicable. These terms shall be used for reference purposes only and do not create additional categories of licensure.

(h) Completion of the continuing education requirements established by the board pursuant to Section 1645 by a registered dental assistant who also holds a permit as an orthodontic assistant or dental sedation assistant shall fulfill the continuing education requirements for the permit or permits.

## **SEC. 21.**

Section 1752.2 of the Business and Professions Code is repealed.

## **SEC. 22.**

Section 1752.3 is added to the Business and Professions Code, to read:

### **§1752.3.**

(a) On and after January 1, 2010, the written examination for registered dental assistant licensure required by Section 1752.1 shall comply with Section 139.

(b) On and after January 1, 2010, the practical examination for registered dental assistant licensure required by Section 1752.1 shall consist of three of the procedures described in paragraphs (1) to (4), inclusive. The specific procedures shall be assigned

by a registered dental assistant examination committee appointed by the board and shall be graded by examiners appointed by the board. The procedures shall be performed on a fully articulated maxillary and mandibular typodont secured with a bench clamp. Each applicant shall furnish the required materials necessary to complete the examination.

- (1) Place a base or liner.
- (2) Place, adjust, and finish a direct provisional restoration.
- (3) Fabricate and adjust an indirect provisional restoration.
- (4) Cement an indirect provisional restoration.

**SEC. 23.**

Section 1752.4 is added to the Business and Professions Code, to read:

**§1752.4.**

(a) A registered dental assistant may perform all of the following duties:

- (1) All duties that a dental assistant is allowed to perform.
- (2) Mouth-mirror inspections of the oral cavity, to include charting of obvious lesions, existing restorations, and missing teeth.
- (3) Apply and activate bleaching agents using a nonlaser light-curing device.
- (4) Use of automated caries detection devices and materials to gather information for diagnosis by the dentist.
- (5) Obtain intraoral images for computer-aided design (CAD), milled restorations.
- (6) Pulp vitality testing and recording of findings.
- (7) Place bases, liners, and bonding agents.
- (8) Chemically prepare teeth for bonding.
- (9) Place, adjust, and finish direct provisional restorations.
- (10) Fabricate, adjust, cement, and remove indirect provisional restorations, including stainless steel crowns when used as a provisional restoration.
- (11) Place post-extraction dressings after inspection of the surgical site by the supervising licensed dentist.

- (12) Place periodontal dressings.
- (13) Dry endodontically treated canals using absorbent paper points.
- (14) Adjust dentures extra-orally.
- (15) Remove excess cement from surfaces of teeth with a hand instrument.
- (16) Polish coronal surfaces of the teeth.
- (17) Place ligature ties and archwires.
- (18) Remove orthodontic bands.
- (19) All duties that the board may prescribe by regulation.

(b) A registered dental assistant may only perform the following additional duties if he or she has completed a board-approved registered dental assistant educational program in those duties, or if he or she has provided evidence, satisfactory to the board, of having completed a board-approved course in those duties.

- (1) Remove excess cement with an ultrasonic scaler from supragingival surfaces of teeth undergoing orthodontic treatment.
- (2) The allowable duties of an orthodontic assistant permitholder as specified in Section 1750.3. A registered dental assistant shall not be required to complete further instruction in the duties of placing ligature ties and archwires, removing orthodontic bands, and removing excess cement from tooth surfaces with a hand instrument.
- (3) The allowable duties of a dental sedation assistant permitholder as specified in Section 1750.5.
- (4) The application of pit and fissure sealants.

(c) Except as provided in Section 1777, the supervising licensed dentist shall be responsible for determining whether each authorized procedure performed by a registered dental assistant should be performed under general or direct supervision.

(d) This section shall become operative on January 1, 2010.

**SEC. 24.**

Section 1752.5 of the Business and Professions Code is repealed.

**SEC. 25.**

Section 1752.6 of the Business and Professions Code is repealed.

**SEC. 26.**

Section 1752.6 is added to the Business and Professions Code, to read:

**§1752.6.**

A registered dental assistant licensed on and after January 1, 2010, shall provide evidence of successful completion of a board-approved course in the application of pit and fissure sealants prior to the first expiration of his or her license that requires the completion of continuing education as a condition of renewal. The license of a registered dental assistant who does not provide evidence of successful completion of that course shall not be renewed until evidence of course completion is provided.

**SEC. 27.**

Section 1753 of the Business and Professions Code is repealed.

**SEC. 28.**

Section 1753 is added to the Business and Professions Code, to read:

**§1753.**

(a) On and after January 1, 2010, the board may license as a registered dental assistant in extended functions a person who submits written evidence, satisfactory to the board, of all of the following eligibility requirements:

(1) Current licensure as a registered dental assistant or completion of the requirements for licensure as a registered dental assistant.

(2) Successful completion of a board-approved course in the application of pit and fissure sealants.

(3) Successful completion of either of the following:

(A) An extended functions postsecondary program approved by the board in all of the procedures specified in Section 1753.5.

(B) An extended functions postsecondary program approved by the board to teach the duties that registered dental assistants in extended functions were allowed to perform pursuant to board regulations prior to January 1, 2010, and a course approved by the board in the procedures specified in paragraphs (1), (2), (5), and (7) to (11), inclusive, of subdivision (b) of Section 1753.5.

(4) Passage of a written examination and a clinical or practical examination administered by the board. The board shall designate whether the written examination shall be administered by the board or by the board-approved extended functions program.



(b) A registered dental assistant in extended functions may apply for an orthodontic assistant permit or a dental sedation assistant permit, or both, by providing written evidence of the following:

(1) Successful completion of a board-approved orthodontic assistant or dental sedation assistant course, as applicable.

(2) Passage of a written examination administered by the board that shall encompass the knowledge, skills, and abilities necessary to competently perform the duties of the particular permit.

(c) A registered dental assistant in extended functions with permits in either orthodontic assisting or dental sedation assisting shall be referred to as an "RDAEF with orthodontic assistant permit," or "RDAEF with dental sedation assistant permit," as applicable. These terms shall be used for reference purposes only and do not create additional categories of licensure.

(d) Completion of the continuing education requirements established by the board pursuant to Section 1645 by a registered dental assistant in extended functions who also holds a permit as an orthodontic assistant or dental sedation assistant shall fulfill the continuing education requirement for such permit or permits.

#### **SEC. 29.**

Section 1753.1 of the Business and Professions Code is amended and renumbered to read:

#### **§1753.5.**

(a) A registered dental assistant in extended functions licensed on or after January 1, 2010, is authorized to perform all duties and procedures that a registered dental assistant is authorized to perform as specified in and limited by Section 1752.4, and those duties that the board may prescribe by regulation.

(b) A registered dental assistant in extended functions licensed on or after January 1, 2010, is authorized to perform the following additional procedures under direct supervision and pursuant to the order, control, and full professional responsibility of a licensed dentist:

(1) Conduct preliminary evaluation of the patient's oral health, including, but not limited to, charting, intraoral and extra-oral evaluation of soft tissue, classifying occlusion, and myofunctional evaluation.

(2) Perform oral health assessments in school-based, community health project settings under the direction of a dentist, registered dental hygienist, or registered dental hygienist in alternative practice.

(3) Cord retraction of gingiva for impression procedures.

- (4) Size and fit endodontic master points and accessory points.
- (5) Cement endodontic master points and accessory points.
- (6) Take final impressions for permanent indirect restorations.
- (7) Take final impressions for tooth-borne removable prosthesis.
- (8) Polish and contour existing amalgam restorations.
- (9) Place, contour, finish, and adjust all direct restorations.
- (10) Adjust and cement permanent indirect restorations.
- (11) Other procedures authorized by regulations adopted by the board.

(c) All procedures required to be performed under direct supervision shall be checked and approved by the supervising licensed dentist prior to the patient's dismissal from the office.

**SEC. 30.**

Section 1753.4 is added to the Business and Professions Code, to read:

**§1753.4.**

On and after January 1, 2010, each applicant for licensure as a registered dental assistant in extended functions shall successfully complete an examination consisting of the procedures described in subdivisions (a) and (b). On and after January 1, 2010, each person who holds a current and active registered dental assistant in extended functions license issued prior to January 1, 2010, who wishes to perform the duties specified in paragraphs (1), (2), (5), and (7) to (11), inclusive, of subdivision (b) of Section 1753.5, shall successfully complete an examination consisting of the procedures described in subdivision (b). The specific procedures shall be assigned by a registered dental assistant in extended functions examination committee appointed by the board and shall be graded by examiners appointed by the board. Each applicant shall furnish the required materials necessary to complete the examination.

(a) Successful completion of the following two procedures on a patient provided by the applicant. The prepared tooth, prior to preparation, shall have had mesial and distal contact. The preparation performed shall have margins at or below the free gingival crest and shall be one of the following: 7/8 crown, 3/4 crown, or full crown, including porcelain fused to metal. Alginate impression materials alone shall not be acceptable:

- (1) Cord retraction of gingiva for impression procedures.
- (2) Take a final impression for a permanent indirect restoration.

(b) Successful completion of two of the following procedures on a simulated patient head mounted in appropriate position and accommodating an articulated typodont in an enclosed intraoral environment, or mounted on a dental chair in a dental operatory:

- (1) Place, condense, and carve an amalgam restoration.
- (2) Place and contour a nonmetallic direct restoration.
- (3) Polish and contour an existing amalgam restoration.

**SEC. 31.**

Section 1753.5 of the Business and Professions Code is repealed.

**SEC. 32.**

Section 1754 of the Business and Professions Code is amended and renumbered to read:

**§1752.4.**

(a) By September 15, 1993, the board, upon recommendation of the board and consistent with this article, standards of good dental practice, and the health and welfare of patients, shall adopt regulations relating to the functions that may be performed by registered dental assistants under direct or general supervision, and the settings within which registered dental assistants may work. At least once every seven years thereafter, the board shall review the allowable duties of registered dental assistants, the supervision level, and settings under which they may be performed, and shall update the regulations as needed to keep them current with the state of the practice.

(b) A registered dental assistant may apply pit and fissure sealants under the general supervision of a licensed dentist, after providing evidence to the board of having completed a board-approved course in that procedure.

(c) This section shall remain in effect only until January 1, 2010, and as of that date is repealed, unless a later enacted statute, that is enacted before January 1, 2010, deletes or extends that date.

**SEC. 33.**

Section 1754.5 is added to the Business and Professions Code, to read:

**§1754.5.**

As used in this article, the following definitions shall apply:

(a) "Didactic instruction" means lectures, demonstrations, and other instruction without active participation by students. The approved provider or its designee may provide

didactic instruction via electronic media, home study materials, or live lecture methodology if the provider has submitted that content for approval.

(b) "Laboratory instruction" means instruction in which students receive supervised experience performing procedures using study models, mannequins, or other simulation methods. There shall be at least one instructor for every 14 students who are simultaneously engaged in laboratory instruction.

(c) "Preclinical instruction" means instruction in which students receive supervised experience performing procedures on students, faculty, or staff members. There shall be at least one instructor for every six students who are simultaneously engaged in preclinical instruction.

(d) "Clinical instruction" means instruction in which students receive supervised experience in performing procedures in a clinical setting on patients. Clinical instruction shall only be performed upon successful demonstration and evaluation of preclinical skills. There shall be at least one instructor for every six students who are simultaneously engaged in clinical instruction.

(e) This section shall remain in effect only until January 1, 2011, and as of that date is repealed, unless a later enacted statute, that is enacted before January 1, 2011, deletes or extends that date.

#### **SEC. 34.**

Section 1755 is added to the Business and Professions Code, to read:

#### **§1755.**

(a) (1) The criteria in subdivisions (b) to (h), inclusive, shall be met by a dental assisting program or course and all orthodontic assisting and dental sedation assisting permit programs or courses to secure and maintain approval by the board as provided in this article.

(2) The board may approve, provisionally approve, or deny approval of any program or course.

(3) Program and course records shall be subject to inspection by the board at any time.

(4) The board may withdraw approval at any time that it determines that a program or course does not meet the requirements established in this section or any other requirements of law.

(5) All programs and courses shall be established at the postsecondary educational level or deemed equivalent thereto by the board.

(b) The program or course director shall possess a valid, active, and current license issued by the board. The program or course director shall actively participate in and be responsible for the day-to-day administration of the program or course, including the following requirements:

(1) Maintaining for a period of not less than five years copies of curricula, program outlines, objectives, and grading criteria, and copies of faculty credentials, licenses, and certifications, and individual student records, including those necessary to establish satisfactory completion of the program or course.

(2) Informing the board of any major change to the program or course content, physical facilities, or faculty, within 10 days of the change.

(3) Ensuring that all staff and faculty involved in clinical instruction meet the requirements set forth in this article.

(c) No faculty member shall instruct in any procedure that he or she is not licensed or permitted to perform. Each faculty member shall have been licensed or permitted for a minimum of two years and possess experience in the subject matter he or she is teaching.

(d) A certificate or other evidence of completion shall be issued to each student who successfully completes the program or course and shall include the student's name, the name of the program or course, the total number of program or course hours, the date of completion, and the signature of the program or course director or his or her designee.

(e) Facilities and class scheduling shall provide each student with sufficient opportunity, with instructor supervision, to develop minimum competency in all duties for which the program or course is approved to instruct.

(1) The location and number of general use equipment and armamentaria shall ensure that each student has the access necessary to develop minimum competency in all of the duties for which the program or course is approved to instruct. The program or course provider may either provide the specified equipment and supplies or require that the student provide them. Nothing in this section shall preclude a dental office that contains the equipment required by this section from serving as a location for laboratory instruction.

(2) The minimum requirement for armamentaria includes infection control materials specified by the Division of Occupational Safety and Health and the regulations of the board, protective eyewear, mask, and gloves for each student and faculty member, and appropriate eye protection for each piece of equipment.

(3) Clinical instruction shall be of sufficient duration to allow the procedures to be performed to clinical proficiency. Operatories shall be sufficient in number to

allow a ratio of at least one operatory for every five students who are simultaneously engaged in clinical instruction.

(A) Each operatory shall contain functional equipment, including a power-operated chair for treating patients in a supine position, operator and assistant stools, air-water syringe, adjustable light, oral evacuation equipment, work surface, and adjacent hand-washing sink.

(B) Each operatory shall be of sufficient size to simultaneously accommodate one student, one instructor, and one patient.

(f) The program or course shall establish written clinical and laboratory protocols to ensure adequate asepsis, infection, and hazard control and disposal of hazardous wastes, that comply with the board's regulations and other federal, state, and local requirements. The program or course shall provide these protocols to all students, faculty, and appropriate staff to ensure compliance with these protocols. Adequate space shall be provided for preparing and sterilizing all armamentarium. All reusable armamentarium shall be sterilized and nonreusable items properly disposed.

(g) A written policy on managing emergency situations shall be made available to all students, faculty, and staff. All faculty and staff involved in the direct provision of patient care shall be certified in basic life support procedures, including cardiopulmonary resuscitation. Recertification intervals may not exceed two years. The program or course director shall ensure and document compliance by faculty and staff. A program or course shall not be required to ensure that students complete instruction in basic life support prior to performing procedures on patients.

(h) A detailed program or course outline shall clearly state curriculum subject matter and specific instruction hours in the individual areas of didactic, laboratory, and clinical instruction. General program or course objectives and specific instructional unit objectives shall be stated in writing, and shall include theoretical aspects of each subject as well as practical application. Objective evaluation criteria shall be used for measuring student progress toward attainment of specific program or course objectives. Students shall be provided with all of the following:

(1) Specific unit objectives and the evaluation criteria that will be used for all aspects of the curriculum including written, practical, and clinical examinations.

(2) Standards of performance that state the minimum number of satisfactory performances that are required for each procedure.

(3) Standards of performance for laboratory, preclinical, and clinical functions, those steps that constitute a critical error and would cause the student to fail the procedure, and a description of each of the grades that may be assessed for each procedure.

- (i) (1) If an extramural clinical facility is utilized, students shall, as part of an extramural organized program of instruction, be provided with planned, supervised clinical instruction. Laboratory and preclinical instruction shall be performed under the direct supervision of program or course faculty and shall not be provided in extramural facilities.  
  
(2) The program or course director, or a designated faculty member, shall be responsible for selecting extramural clinical sites and evaluating student competence in performing procedures both before and after the clinical assignment.  
  
(3) The program or course director, or a designated faculty member, shall orient dentists who intend to provide extramural clinical facilities prior to the student assignment. Orientation shall include the objectives of the program or course, the student's preparation for the clinical assignment, and a review of procedures and criteria to be used by the dentist in evaluating the student during the assignment. The program or course faculty and extramural clinic personnel shall use the same objective evaluation criteria.  
  
(4) There shall be a written contract of affiliation with each extramural clinical facility, which shall describe the settings in which the clinical training will be received, and affirm that the dentist and clinic personnel acknowledge the legal scope of duties and infection control requirements, that the clinical facility has the necessary equipment and armamentaria appropriate for the procedures to be performed, and that the equipment and armamentaria are in safe operating condition.
- (j) Any additional requirements that the board may prescribe by regulation.
- (k) This section shall remain in effect only until January 1, 2011, and as of that date is repealed, unless a later enacted statute, that is enacted before January 1, 2011, deletes or extends that date.

**SEC. 35.**

Section 1756 of the Business and Professions Code is amended and renumbered to read:

**§1753.1.**

(a) The board may license as a registered dental assistant in extended functions a person who satisfies all of the following eligibility requirements:

- (1) Status as a registered dental assistant.
- (2) Completion of clinical training approved by the board in a facility affiliated with a dental school under the direct supervision of the dental school faculty.

(3) Satisfactory performance on an examination required by the board.

(b) This section shall remain in effect only until January 1, 2010, and as of that date is repealed, unless a later enacted statute, that is enacted before January 1, 2010, deletes or extends that date.

**SEC. 36.**

Section 1756 is added to the Business and Professions Code, to read:

**§1756.**

In addition to the requirements of Section 1755, the following criteria shall be met by a course in infection control, as required in Sections 1750, 1750.2, 1750.4, and 1752.1, to secure and maintain approval by the board:

(a) Adequate provisions for the supervision and operation of the course in infection control shall be made. Notwithstanding Section 1755, faculty shall not be required to be licensed by the board, but faculty shall have experience in the instruction of the infection control regulations and guidelines issued by the board and the Division of Occupational Safety and Health (Cal-DOSH). In addition to the requirements of Section 1755, all faculty responsible for clinical evaluation shall have completed a two-hour methodology course in clinical evaluation.

(b) A course in infection control shall be of sufficient duration for the student to develop minimum competency in all aspects of infection control regulations and guidelines issued by the board and Cal-DOSH, but in no event less than eight hours, including at least four hours of didactic instruction, at least two hours of laboratory or preclinical instruction, and at least two hours of clinical instruction. Preclinical instruction shall utilize instruments, surfaces, and situations where contamination is simulated, without actual contamination, from bloodborne and other pathogens being present.

(c) The minimum requirements for equipment and armamentaria shall include personal protective equipment, FDA-approved sterilizer, ultrasonic unit or instrument processing device, sharps container, selection of instruments, equipment, and armamentaria that are necessary to instruct or demonstrate proper hazardous waste disposal, consistent with Cal-DOSH regulations, local, state, and federal mandates, and all other armamentaria required to instruct or properly demonstrate the subjects described in the course content.

(d) Areas of instruction shall include, at a minimum, the instruction specified in subdivisions (e) and (f).

(e) Didactic instruction shall include, at a minimum, the following as they relate to the infection control regulations of the board and of Cal-DOSH:

(1) Basic dental science and microbiology as they relate to infection control in dentistry.



- (2) Legal and ethical aspects of infection control procedures.
- (3) Terms and protocols specified in the regulations of the board regarding the minimum standards for infection control.
- (4) Principles of modes of disease transmission and prevention.
- (5) Principles, techniques, and protocols of hand hygiene, personal protective equipment, surface barriers and disinfection, sterilization, sanitation, and hazardous chemicals associated with infection control.
- (6) Principles and protocols of sterilizer monitoring and the proper loading, unloading, storage, and transportation of instruments to work area.
- (7) Principles and protocols associated with sharps management.
- (8) Principles and protocols of infection control for laboratory areas.
- (9) Principles and protocols of waterline maintenance.
- (10) Principles and protocols of regulated and nonregulated waste management.
- (11) Principles and protocols related to injury and illness prevention, hazard communication, general office safety, exposure control, postexposure requirements, and monitoring systems for radiation safety and sterilization systems.

(f) Preclinical instruction shall include three experiences in the following areas, with one used for a practical examination. Clinical instruction shall include two experiences in the following areas, with one used for a clinical examination:

- (1) Apply hand cleansing products and perform hand cleansing techniques and protocols.
- (2) Apply, remove, and dispose of patient treatment gloves, utility gloves, overgloves, protective eyewear, masks, and clinical attire.
- (3) Apply the appropriate techniques and protocols for the preparation, sterilization, and storage of instruments including, at a minimum, application of personal protective equipment, precleaning, ultrasonic cleaning, rinsing, sterilization wrapping, internal or external process indicators, labeling, sterilization, drying, storage, and delivery to work area.
- (4) Preclean and disinfect contaminated operatory surfaces and devices, and properly use, place, and remove surface barriers.

(5) Maintain sterilizer including, at a minimum, proper instrument loading and unloading, operation cycle, spore testing, and handling and disposal of sterilization chemicals.

(6) Apply work practice controls as they relate to the following classification of sharps: anesthetic needles or syringes, orthodontic wires, and broken glass.

(7) Apply infection control protocol for the following laboratory devices: impressions, bite registrations, and prosthetic appliances.

(8) Perform waterline maintenance, including use of water tests and purging of waterlines.

(g) Each student shall pass a written examination that reflects the curriculum content, which may be administered at intervals throughout the course as determined by the course director.

(h) This section shall remain in effect only until January 1, 2011, and as of that date is repealed, unless a later enacted statute, that is enacted before January 1, 2011, deletes or extends that date.

#### **SEC. 37.**

Section 1756.1 is added to the Business and Professions Code, to read:

#### **§1756.1.**

In addition to the requirements of Section 1755, the following criteria shall be met by a orthodontic assistant permit course to secure and maintain approval by the board. The board may approve orthodontic assistant permit courses prior to January 1, 2010, and recognize the completion of orthodontic assistant permit courses by students prior to January 1, 2010, but the board may not issue an orthodontic assistant permit to students graduating from orthodontic assistant permit courses until on or after January 1, 2010.

(a) The course shall be of sufficient duration for the student to develop minimum competence in all of the duties that orthodontic assistant permitholders are authorized to perform, but in no event less than 84 hours, including at least 24 hours of didactic instruction, at least 28 hours of laboratory instruction, and at least 32 hours of clinical instruction.

(b) The minimum requirements for equipment and armamentaria shall include banded or bonded orthodontic typodonts in the ratio of at least one for every four students, bench mount or dental chair mounted mannequin head, curing light, regular typodont with full dentition and soft gingiva in the ratio of at least one for every four students, and

a selection of orthodontic instruments and adjunct material for all of the procedures that orthodontic assistant permitholders are authorized to perform.

(c) All faculty responsible for clinical evaluation shall have completed a two-hour methodology course in clinical evaluation prior to conducting clinical evaluations of students.

(d) Areas of instruction shall include, at a minimum, the instruction specified in subdivisions (e) to (j), inclusive. In addition to the requirements of those subdivisions, instruction shall include basic background information on orthodontic practice, including orthodontic treatment review, charting, patient education, and legal and infection control requirements as they apply to orthodontic practice.

(e) The following requirements shall be met for sizing, fitting, cementing, and removing orthodontic bands:

(1) Didactic instruction shall include the following:

(A) Theory of band positioning and tooth movement.

(B) Characteristics of band material including malleability, stiffness, ductility, and work hardening.

(C) Techniques for orthodontic banding and removal, including all of the following:

(i) Armamentaria.

(ii) General principles of fitting and removing bands.

(iii) Normal placement requirements of brackets, tubes, lingual sheaths, lingual cleats, and buttons onto bands.

(iv) Orthodontic cements and adhesive materials: classifications, armamentaria, and mixing technique.

(v) Cementing bands: armamentaria, mixing technique, and band cementation procedures.

(vi) Procedure for removal of bands after cementation.

(2) Laboratory instruction shall include typodont experience in the sizing, fitting, cementing, and removal of four posterior first molar bands a minimum of two times, with the cementing and removal of two first molar bands used as a practical examination.

(3) Clinical instruction shall include the sizing, fitting, cementing, and removal of four posterior first molar bands on at least two patients.

(f) The following requirements shall be met for preparing teeth for bonding:

(1) Didactic instruction shall include the following: chemistry of etching materials and tooth surface preparation, application and time factors, armamentaria, and techniques for tooth etching.

(2) Laboratory instruction shall include typodont experience with etchant application in preparation for subsequent bracket bonding on four anterior and four posterior teeth a minimum of four times each, with one of each of the four times used for a practical examination.

(3) Clinical instruction shall include etchant application in preparation for bracket bonding on anterior and posterior teeth on at least two patients.

(g) The following requirements shall be met for bracket positioning, bond curing, and removal of orthodontic brackets.

(1) Didactic instruction shall include the following:

(A) Characteristics and methods of orthodontic bonding.

(B) Armamentaria.

(C) Types of bracket bonding surfaces.

(D) Bonding material characteristics, application techniques, and curing time factors.

(E) Procedure for direct and indirect bracket bonding.

(F) Procedures for bracket or tube removal.

(2) Laboratory instruction shall include typodont experience with selecting, repositioning, tooth etching, positioning, curing and removing of four anterior and four posterior brackets a minimum of four times each, with one each of the four times used for a practical examination.

(3) Clinical instruction shall include selecting, adjusting, repositioning, etching, curing and removal of anterior and posterior brackets on at least two patients.

(h) The following requirements shall be met for archwire placement and ligation:

(1) Didactic instruction shall include the following:

(A) Archwire characteristics.

(B) Armamentaria.

(C) Procedures for placement of archwire previously adjusted by the dentist.

(D) Ligature systems, purpose and types, including elastic, wire, and self-ligating.

(2) Laboratory instruction shall include typodont experience on the following:

(A) The insertion of a preformed maxillary and mandibular archwire a minimum of four times per arch, with one of each of the four times used for a practical examination.

(B) Ligation of maxillary and mandibular archwire using elastic or metal ligatures or self-ligating brackets a minimum of four times per arch, with one of each of the four times used for a practical examination.

(3) Clinical instruction shall include the following:

(A) Insertion of a preformed maxillary and mandibular archwire on at least two patients.

(B) Ligating both preformed maxillary and mandibular archwires using a combination of elastic and metal ligatures or self-ligating brackets on at least two patients for each.

(i) The following requirements shall be met for cement removal with a hand instrument:

(1) Didactic instruction shall include, armamentaria and techniques of cement removal using hand instruments and related materials.

(2) Laboratory instruction shall include typodont experience on the removal of excess cement supragingivally from an orthodontically banded typodont using a hand instrument four times, with one of the four times used for a practical examination.

(3) Clinical instruction shall include removal of excess cement supragingivally from orthodontic bands with a hand instrument on at least two patients.

(j) Instruction for cement removal with an ultrasonic scaler shall be in accordance with the regulations of the board governing courses in the removal of excess cement from teeth under orthodontic treatment with an ultrasonic scaler.

(k) Each student shall pass a written examination that reflects the curriculum content, which may be administered at intervals throughout the course as determined by the course director.

(l) This section shall remain in effect only until January 1, 2011, and as of that date is repealed, unless a later enacted statute, that is enacted before January 1, 2011, deletes or extends that date.

**SEC. 38.**

Section 1756.2 is added to the Business and Professions Code, to read:

**§1756.2.**

In addition to the requirements of Section 1755, the following criteria shall be met by a dental sedation assistant permit course to secure and maintain approval by the board. The board may approve a dental sedation assistant permit course prior to January 1, 2010, and recognize the completion of these courses by students prior to January 1, 2010, but the board may not issue a dental sedation assistant permit to students graduating from dental sedation assistant permit courses until on or after January 1, 2010. As used in this section, "IV" means "intravenous."

(a) (1) The course director or faculty may, in lieu of a license issued by the board, possess a valid, active, and current license issued in California as a certified registered nurse anesthetist or a physician and surgeon.

(2) All faculty responsible for clinical evaluation shall have completed a two-hour methodology course in clinical evaluation prior to conducting clinical evaluations of students.

(b) The course shall be of a sufficient duration for the student to develop minimum competence in all of the duties that dental sedation assistant permitholders are authorized to perform, but in no event less than 110 hours, including at least 40 hours of didactic instruction, at least 32 hours of combined laboratory and preclinical instruction, and at least 38 hours of clinical instruction.

(c) (1) The following are minimum requirements for equipment and armamentaria: one pulse oximeter for each six students; one automated external defibrillator (AED) or AED trainer; one capnograph or teaching device for monitoring of end tidal CO<sub>2</sub>; blood pressure cuff and stethoscope for each six students; one pretracheal stethoscope for each six students; one electrocardiogram machine, one automatic blood pressure/pulse measuring system/machine, and one oxygen delivery system including oxygen tank; one IV start kit for each student; one venous access device kit for each student; IV equipment and supplies for IV infusions including hanging device infusion containers and tubing for each six students; one sharps container for each six students; packaged syringes, needles, needleless devices, practice fluid ampules and vials for each student;

stopwatch or timer with second hand for each six students; one heart/lung sounds mannequin or teaching device; tonsillar or pharyngeal suction tip, endotracheal tube forceps, endotracheal tube and appropriate connectors, suction equipment for aspiration of oral and pharyngeal cavities, and laryngoscope in the ratio of at least one for each six students; any other monitoring or emergency equipment that the regulations of the board require for the administration of general anesthesia or conscious sedation; and a selection of instruments and supplemental armamentaria for all of the procedures that dental sedation assistant permitholders are authorized to perform.

(2) Each operatory used for preclinical or clinical training shall contain either a surgery table or a power-operated chair for treating patients in a supine position, an irrigation system or sterile water delivery system as they pertain to the specific practice, and all other equipment and armamentarium required to instruct in the duties that dental sedation assistant permitholders are authorized to perform.

(3) All students, faculty, and staff involved in the direct provision of patient care shall be certified in basic life support procedures, including the use of an automatic electronic defibrillator.

(d) Areas of instruction shall include, at a minimum, the instruction specified in subdivisions (e) to (n), inclusive, as they relate to the duties that dental sedation assistant permitholders are authorized to perform.

(e) General didactic instruction shall include:

(1) Patient evaluation and selection factors through review of medical history, physical assessment, and medical consultation.

(2) Characteristics of anatomy and physiology of the circulatory, cardiovascular, and respiratory systems, and the central and peripheral nervous system.

(3) Characteristics of anxiety management related to the surgical patient, relatives, and escorts, and characteristics of anxiety and pain reduction techniques.

(4) Overview of the classification of drugs used by patients for cardiac disease, respiratory disease, hypertension, diabetes, neurological disorders, and infectious diseases.

(5) Overview of techniques and specific drug groups utilized for sedation and general anesthesia.

(6) Definitions and characteristics of levels of sedation achieved with general anesthesia and sedative agents, including the distinctions between conscious sedation, deep sedation, and general anesthesia.

(7) Overview of patient monitoring during conscious sedation and general anesthesia.

(8) Prevention, recognition, and management of complications.

(9) Obtaining informed consent.

(f) (1) With respect to medical emergencies, didactic instruction shall include an overview of medical emergencies, including, but not limited to, airway obstruction, bronchospasm or asthma, laryngospasm, allergic reactions, syncope, cardiac arrest, cardiac dysrhythmia, seizure disorders, hyperglycemia and hypoglycemia, drug overdose, hyperventilation, acute coronary syndrome including angina and myocardial infarction, hypertension, hypotension, stroke, aspiration of vomitus, and congestive heart failure.

(2) Laboratory instruction shall include the simulation and response to at least the following medical emergencies: airway obstruction, bronchospasm, emesis and aspiration of foreign material under anesthesia, angina pectoris, myocardial infarction, hypotension, hypertension, cardiac arrest, allergic reaction, convulsions, hypoglycemia, syncope, and respiratory depression. Both training mannequins and other students or staff may be used for simulation. Instruction shall include at least two experiences each, one of each of which shall be used for a practical examination.

(g) With respect to sedation and the pediatric patient, didactic instruction shall include the following:

(1) Psychological considerations.

(2) Patient evaluation and selection factors through review of medical history, physical assessment, and medical consultation.

(3) Definitions and characteristics of levels of sedation achieved with general anesthesia and sedative agents, with special emphasis on the distinctions between conscious sedation, deep sedation, and general anesthesia.

(4) Review of respiratory and circulatory physiology and related anatomy, with special emphasis on establishing and maintaining a patent airway.

(5) Overview of pharmacology agents used in contemporary sedation and general anesthesia.

(6) Patient monitoring.

(7) Obtaining informed consent.



(8) Prevention, recognition, and management of complications, including principles of basic life support.

(h) With respect to physically, mentally, and neurologically compromised patients, didactic instruction shall include the following: an overview of characteristics of Alzheimer's disease, autism, cerebral palsy, Down's syndrome, mental retardation, multiple sclerosis, muscular dystrophy, Parkinson's disease, schizophrenia, and stroke.

(i) With respect to health history and patient assessment, didactic instruction shall include, but not be limited to, the recording of the following:

(1) Age, sex, weight, physical status (American Society of Anesthesiologists Classification), medication use, general health, any known or suspected medically compromising conditions, rationale for anesthesia or sedation of the patient, visual examination of the airway, and auscultation of the heart and lungs as medically required.

(2) General anesthesia or conscious sedation records including a time-oriented record with preoperative, multiple intraoperative, and postoperative pulse oximetry and blood pressure and pulse readings, amounts of time of drug administration, length of procedure, complications of anesthesia or sedation, and a statement of the patient's condition at time of discharge.

(j) With respect to monitoring heart sounds with pretracheal/precordial stethoscope and ECG/EKG and use of AED:

(1) Didactic instruction shall include the following:

(A) Characteristics of pretracheal/precordial stethoscope.

(B) Review of anatomy and physiology of circulatory system: heart, blood vessels, and cardiac cycle as it relates to EKG.

(C) Characteristics of rhythm interpretation and waveform analysis basics.

(D) Characteristics of manual intermittent and automatic blood pressure and pulse assessment.

(E) Characteristics and use of an AED.

(F) Procedure for using a pretracheal/precordial stethoscope for monitoring of heart sounds.

(G) Procedure for use and monitoring of the heart with an ECG/EKG machine, including electrode placement, and the adjustment of such equipment.

(H) Procedure for using manual and automatic blood pressure/pulse/respiration measuring system.

(2) Preclinical instruction shall include at least three experiences on another student or staff person for each of the following, one of each of which shall be used for an examination. Clinical instruction shall include at least three experiences on a patient for each of the following, one of each of which shall be used for a clinical examination:

(A) Assessment of blood pressure and pulse both manually and utilizing an automatic system.

(B) Placement and assessment of an electrocardiogram (ECG/EKG). Instruction shall include the adjustment of such equipment.

(C) Monitoring and assessment of heart sounds with a pretracheal/precordial stethoscope.

(D) Use of an AED or AED trainer.

(k) With respect to monitoring lung/respiratory sounds with pretracheal/precordial stethoscope and monitoring oxygen saturation end tidal CO<sub>2</sub> with pulse oximeter and capnograph:

(1) Didactic instruction shall include the following:

(A) Characteristics of pretracheal/precordial stethoscope, pulse oximeter and capnograph for respiration monitoring.

(B) Review of anatomy and physiology of respiratory system to include the nose, mouth, pharynx, epiglottis, larynx, trachea, bronchi, bronchioles, and alveolus.

(C) Characteristics of respiratory monitoring/lung sounds: mechanism of respiration, composition of respiratory gases, oxygen saturation.

(D) Characteristics of manual and automatic respiration assessment.

(E) Procedure for using a pretracheal/precordial stethoscope for respiration monitoring.

(F) Procedure for using and maintaining pulse oximeter for monitoring oxygen saturation.

(G) Procedure for use and maintenance of capnograph.

(H) Characteristics for monitoring blood and skin color and other related factors.

(I) Procedures and use of an oxygen delivery system.

(J) Characteristics of airway management to include armamentaria and use.

(2) Preclinical and clinical instruction shall include at least three experiences on a student or staff person for each of the following, one of each of which shall be used for an examination. Clinical instruction shall include at least three experiences on a patient for each of the following, one of which shall be used for a clinical examination:

(A) Assessment of respiration rates.

(B) Monitoring and assessment of lung sounds and ventilation with a pretracheal/precordial stethoscope.

(C) Monitoring oxygen saturation with a pulse oximeter.

(D) Use of an oxygen delivery system.

(I) With respect to drug identification and draw:

(1) Didactic instruction shall include:

(A) Characteristics of syringes and needles including use, types, gauges, lengths, and components.

(B) Characteristics of drug, medication, and fluid storage units, use, type, components, identification of label including generic and brand names, strength, potential adverse reactions, expiration date, and contraindications.

(C) Characteristics of drug draw including armamentaria, label verification, ampule and vial preparation, and drug withdrawal techniques.

(2) Laboratory instruction shall include at least three experiences in the withdrawal of fluids from a vial or ampule in the amount specified by faculty, one of which shall be for a practical examination.

(3) Clinical instruction shall include at least three experiences in the evaluation of vial or container labels for identification of content, dosage, and strength and in the withdrawal of fluids from a vial or ampule in the amount specified by faculty or the extramural facility dentist.

(m) With respect to adding drugs, medications, and fluids to IV lines:

(1) Didactic instruction shall include:

(A) Characteristics of adding drugs, medications, and fluids to IV lines in the presence of a licensed dentist.

(B) Armamentaria.

(C) Procedures for adding drugs, medications, and fluids, including amount and time intervals.

(D) Procedures for adding drugs, medications, and fluids by IV bolus.

(E) Characteristics of patient observation for signs and symptoms of drug response.

(2) Laboratory instruction shall include at least three experiences of adding fluids to an existing IV line on a venipuncture training arm or in a simulated environment, one of which shall be used for a practical examination.

(3) Clinical instruction shall include at least three experiences adding fluids to existing IV lines on at least three patients in the presence of a licensed dentist.

(n) With respect to the removal of IV lines:

(1) Didactic instruction shall include overview and procedures for the removal of an IV line.

(2) Laboratory instruction shall include at least three experiences on a venipuncture training arm or in a simulated environment for IV removal, one of which shall be used for a practical examination.

(3) Clinical instruction shall include at least three experiences removing IV lines on at least three patients in the presence of a licensed dentist.

(o) Each student shall pass a written examination that reflects the curriculum content, which may be administered at intervals throughout the course as determined by the course director.

(p) This section shall remain in effect only until January 1, 2011, and as of that date is repealed, unless a later enacted statute, that is enacted before January 1, 2011, deletes or extends that date.

**SEC. 39.**

Section 1757 of the Business and Professions Code is amended and renumbered to read:

**§1753.6.**

(a) Each person who holds a license as a registered dental assistant in extended functions on the operative date of this section may only perform those procedures that a registered dental assistant is allowed to perform as specified in and limited by Section 1752.4, and the procedures specified in paragraphs (1) to (6), inclusive, until he or she provides evidence of having completed a board-approved course in the additional procedures specified in paragraphs (1), (2), (5), and (7) to (11), inclusive, of subdivision (b) of Section 1753.5, and an examination as specified in Section 1753.4:

- (1) Cord retraction of gingiva for impression procedures.
- (2) Take final impressions for permanent indirect restorations.
- (3) Formulate indirect patterns for endodontic post and core castings.
- (4) Fit trial endodontic filling points.
- (5) Apply pit and fissure sealants.
- (6) Remove excess cement from subgingival tooth surfaces with a hand instrument.

(b) This section shall become operative on January 1, 2010.

**SEC. 40.**

Section 1757 is added to the Business and Professions Code, to read:

**§1757.**

(a) A registered dental assistant program shall receive board approval prior to operation.

(1) In order for a registered dental assistant program to secure and maintain approval by the board, it shall meet the requirements of Section 1755 and the following requirements:

- (A) Programs approved on or after January 1, 2009, shall meet all of the requirements of this section.

(B) Programs approved prior to January 1, 2009, shall meet all of the requirements of this section except as otherwise specified. Such a program shall continue to be approved only if it has certified to the board no later than April 30, 2009, on a form specified by the board, that it shall, no later than July 1, 2009, comply with all of the requirements of this section in providing instruction in all duties that registered dental assistants will be allowed to perform on and after January 1, 2010. The certification to the board shall contain the date on which the program will begin teaching those duties.

(2) A program shall notify the board in writing if it wishes to increase the maximum student enrollment for which it is approved and shall provide whatever additional documentation the board requires to reapprove the program for the increased enrollment prior to accepting additional students.

(3) The board may at any time conduct a thorough evaluation of an approved educational program's curriculum and facilities to determine whether the program meets the requirements for continued approval.

(4) The board may, in lieu of conducting its own investigation, accept the findings of any commission or accreditation agency approved by the board and adopt those findings as its own.

(b) Programs shall have an advisory committee consisting of an equal number of registered dental assistants and dentists, including at least two registered dental assistants and two dentists, all currently licensed by the board. The advisory committee shall meet at least once each academic year with the program director, faculty, and appropriate institutional personnel to monitor the ongoing quality and performance of the program. Programs that admit students at different phases shall meet at least twice each year.

(c) Adequate provision for the supervision and operation of the program shall be made. In addition to the requirements of Section 1755, the following requirements shall be met:

(1) Each program faculty member shall have successfully completed a board-approved course in the application of pit and fissure sealants.

(2) By January 1, 2010, each faculty member shall have completed a board-approved course in instructional methodology of at least 30 hours, unless he or she holds any one of the following: a postgraduate degree in education, a Ryan Designated Subjects Vocational Education Teaching Credential, a Standard Designated Subjects Teaching Credential, or, a Community College Teaching Credential. Each faculty member employed on or after January 1, 2010, shall complete a course in instructional methodology within six months of employment.

(3) The program director shall have teaching responsibilities that are less than those of a full-time faculty member. He or she shall actively participate in and be responsible for the day-to-day administration of the program including the following:

(A) Participating in budget preparation and fiscal administration, curriculum development and coordination, determination of teaching assignments, supervision and evaluation of faculty, establishment of mission criteria and procedures, design and operation of program facilities, and selection of extramural facilities and coordination of instruction in those facilities.

(B) Holding periodic faculty meetings to provide for subject matter correlation and curriculum evaluation, and coordinating activities of full-time, part-time, and volunteer faculty.

(C) Maintaining for not less than five years' copies of minutes of all advisory committee meetings.

(4) The owner or school administrator shall be responsible for the compliance of the program director with the provisions of this section and Section 1755.

(d) The program shall have sufficient financial resources available to support the program and to comply with this section. If the program or school requires approval by any other governmental agency, that approval shall be obtained prior to application to the board for approval and shall be maintained at all times. The failure to maintain that approval shall result in the automatic withdrawal of board approval of the program.

(e) The program shall be of sufficient duration for the student to develop minimum competence in performing dental assistant and registered dental assistant duties, but in no event less than 800 hours, including at least 275 hours of didactic instruction, at least 260 hours of laboratory instruction, and at least 85 hours of preclinical and clinical instruction conducted in the program's facilities under the direct supervision of program faculty. No more than 20 hours shall be devoted to instruction in clerical, administrative, practice management, or similar duties. A program approved prior to January 1, 2009, shall comply with board regulations with regard to required program hours until the date specified in the written certification from the program to the board that it will begin teaching the duties that registered dental assistants will be authorized to perform on and after January 1, 2010.

(f) In addition to the requirements of Section 1755 with regard to extramural instruction, no more than 25 percent of the required clinical instruction shall take place in extramural clinical facilities, and no more than 25 percent of extramural clinical instruction shall take place in a speciality dental practice.

(g) Facilities and class scheduling shall provide each student with sufficient opportunity, with instructor supervision, to develop minimum competency in all duties that registered dental assistants are authorized to perform. The following requirements are in addition to those contained in Section 1755:

(1) The following are minimum requirements for equipment and armamentaria during laboratory, preclinical, and clinical sessions as appropriate to each type of session and in ratios specified in Section 1070.2 of Title 16 of the California Code of Regulations: amalgamator, model trimmers, dental rotary equipment, vibrators, light curing devices, functional typodont and bench mounts, functional orthodontically banded typodonts, facebows, automated blood pressure device, EKG machine, pulse oximeters, capnograph or simulated device, sets of hand instruments for each procedure, respiration device, camera for intraoral use, camera for extraoral use, CAD machine or simulated device, caries detection device, and all other equipment and armamentaria required to teach dental assistant and registered dental assistant duties.

(2) One permanently preassembled tray for each procedure shall be provided for reference purposes.

(3) Provision shall be made for reasonable access to current and diverse dental and medical reference texts, current journals, audiovisual materials, and other necessary resources. Library holdings, which may include access through the Internet, shall include materials relating to all subject areas of the program curriculum.

(4) Emergency materials shall include, but not be limited to, an oxygen tank that is readily available and functional. Medical materials for treating patients with life-threatening conditions shall be available for instruction and accessible to the operatories. Facilities that do not treat patients shall maintain a working model of a kit of such emergency materials for instructional purposes.

(h) The curriculum shall be established, reviewed, and amended as necessary to allow for changes in the practice of dentistry and registered dental assisting. Programs that admit students in phases shall provide students with basic instruction prior to participation in any other portion of the program that shall, at a minimum, include tooth anatomy, tooth numbering, general program guidelines and safety precautions, and infection control and sterilization protocols associated with and required for patient treatment. All programs shall provide students with additional instruction in the infection control regulations and guidelines of the board and Cal-DOSH prior to the student's performance of procedures on patients.

(i) (1) A program approved prior to January 1, 2009, shall comply with board regulations with regard to program content until the date specified in the written certification from the program to the board, as specified in subparagraph (B) of



paragraph (1) of subdivision (a), after which time the program content shall meet the requirements of paragraph (2).

(2) Programs receiving initial approval on or after January 1, 2009, shall meet all the requirements of Section 1755, and subdivisions (j) and (k) of this section, and shall include the following additional content:

(A) A radiation safety course that meets all of the requirements of the regulations of the board.

(B) A coronal polishing course that meets all of the requirements of the regulations of the board.

(C) A pit and fissure sealant course that meets all of the requirements of the regulations of the board.

(D) A course in basic life support provided by an instructor approved by the American Red Cross or the American Heart Association, or any other course approved by the board as equivalent.

(3) On and after January 1, 2009, a program that desires to provide instruction in the following areas shall apply separately for approval to provide the following courses:

(A) A course in the removal of excess cement with an ultrasonic scaler, which course shall meet the requirements of the regulations of the board.

(B) An orthodontic assistant permit course that shall meet the requirements of Section 1756.1, except that a program shall not be required to obtain separate approval to teach the duties of placing ligature ties and archwires, removing orthodontic bands, and removing excess cement from surfaces of teeth with a hand instrument. Notwithstanding Section 1756.1, an orthodontic assistant permit course provided by a registered dental assistant program, to the students enrolled in such program, shall be no less than 60 hours, including at least 12 hours of didactic instruction, at least 26 hours of preclinical instruction, and at least 22 hours of clinical instruction.

(C) A dental sedation assistant permit course that shall meet the requirements of Section 1756.2.

(j) General didactic instruction shall include, at a minimum, the following:

(1) Principles of general anatomy, physiology, oral embryology, tooth histology, and head-neck anatomy.

- (2) Principles of abnormal conditions related to and including oral pathology, orthodontics, periodontics, endodontics, pediatric dentistry, oral surgery, prosthodontics, and esthetic dentistry.
  - (3) Legal requirements and ethics related to scope of practice, unprofessional conduct, and, patient records and confidentiality.
  - (4) Principles of infection control and hazardous communication requirements in compliance with the board's regulations and other federal, state, and local requirements.
  - (5) Principles and federal, state, and local requirements related to pharmacology.
  - (6) Principles of medical-dental emergencies and first aid management, including symptoms and treatment.
  - (7) Principles of the treatment planning process including medical health history data collection, patient and staff confidentiality, and charting.
  - (8) Principles of record classifications including management, storage, and retention protocol for all dental records.
  - (9) Principles and protocols of special needs patient management.
  - (10) Principles, protocols, and armamentaria associated with all dental assisting chairside procedures.
  - (11) Principles, protocols, manipulation, use, and armamentaria for dental materials.
  - (12) Principles and protocols for oral hygiene preventative methods including, plaque identification, toothbrushing and flossing techniques, and nutrition.
  - (13) Principles, protocols, armamentaria, and procedures associated with operative and specialty dentistry.
  - (14) Principles, protocols, armamentaria, and procedures for each duty that dental assistants and registered dental assistants are allowed to perform.
- (k) Laboratory and clinical instruction shall be of sufficient duration and content for each student to achieve minimum competence in the performance of each procedure that dental assistant and registered dental assistant is authorized to perform.
- (l) Each student shall pass a written examination that reflects the curriculum content, which may be administered at intervals throughout the course as determined by the course director.

(m) This section shall remain in effect only until January 1, 2011, and as of that date is repealed, unless a later enacted statute, that is enacted before January 1, 2011, deletes or extends that date.

**SEC. 41.**

Section 1758 is added to the Business and Professions Code, to read:

**§1758.**

(a) In addition to the requirements of Section 1755, the following criteria shall be met by an educational program for registered dental assistants in extended functions (RDAEF) to secure and maintain approval by the board. A program approved prior to January 1, 2009, shall comply with board regulations with regard to program content until the date specified in a written certification from the program to the board that it will begin teaching the duties that RDAEFs will be allowed to perform beginning January 1, 2010, which may include the instruction of existing RDAEFs in the additional duties specified in Section 1753.6. The certification shall be filed with the board no later than July 1, 2009, and the date on which the program shall comply with the program content specified in this section shall be no later than January 1, 2010.

(1) A program applying for approval to teach all of the duties specified in Section 1753.5 shall comply with all of the requirements of this section. The board may approve RDAEF programs prior to January 1, 2010, and recognize the completion of these approved programs by students prior to January 1, 2010, but shall not issue a license to students graduating from such programs until on or after January 1, 2010.

(2) A program applying for approval to teach existing RDAEFs the additional duties specified in Section 1753.6 shall comply with all of the requirements of this section, except as follows:

(A) The program shall be no less than 288 hours, including at least 76 hours of didactic instruction, at least 180 hours of laboratory instruction, and at least 32 hours of clinical instruction.

(B) Students shall not be required to complete instruction related to the placement of gingival retraction cord, the taking of final impressions for permanent indirect restorations, or the fitting of master and accessory points.

(b) In order to be admitted to the program, each student shall possess a valid, active, and current license as a registered dental assistant issued by the board and shall provide evidence of successful completion of a board-approved pit and fissure sealant course.

(c) Adequate provision for the supervision and operation of the program shall be made. Notwithstanding the requirements of Section 1755, the program director and each faculty member of an approved RDAEF program shall possess a valid, active, and current license as a dentist or an RDAEF. In addition to the requirements of Section 1755, all faculty members responsible for clinical evaluation shall have completed a six-hour teaching methodology course in clinical evaluation prior to conducting clinical evaluations of students.

(d) The program shall be of sufficient duration for the student to develop minimum competence in all of the duties that RDAEFs are authorized to perform, but in no event less than 380 hours, including at least 100 hours of didactic instruction, at least 200 hours of laboratory instruction, and at least 80 hours of clinical instruction. All instruction shall be provided under the direct supervision of program staff.

(e) The following requirements are in addition to the requirements of Section 1755:

(1) The following are minimum requirements for equipment and armamentaria:

(A) Laboratory facilities with individual seating stations for each student and equipped with air, gas and air, or electric driven rotary instrumentation capability. Each station or operatory shall allow an articulated typodont to be mounted in a simulated head position.

(B) Clinical simulation facilities that provide simulated patient heads mounted in appropriate position and accommodating an articulated typodont in an enclosed intraoral environment, or mounted on a dental chair in a dental operatory. Clinical simulation spaces shall be sufficient to permit one simulation space for each two students at any one time.

(C) Articulated typodonts of both deciduous and permanent dentitions with flexible gingival tissues and with prepared teeth for each procedure to be performed in the laboratory and clinical simulation settings. One of each type of typodont is required for each student.

(D) A selection of restorative instruments and adjunct materials for all procedures that RDAEFs are authorized to perform.

(2) Notwithstanding Section 1755, there shall be at least one operatory for every two students who are simultaneously engaged in clinical instruction.

(f) Areas of instruction shall include, at a minimum, the instruction specified in subdivisions (g) to (m), inclusive. In addition to the requirements of those subdivisions, didactic instruction shall include the following:

(1) The following instruction as it relates to each of the procedures that RDAEFs are authorized to perform: restorative and prosthetic treatment review; charting;

patient education; legal requirements; indications and contraindications; problem solving techniques; laboratory, preclinical, and clinical criteria and evaluation; and infection control protocol implementation.

(2) Dental science, including dental and oral anatomy, histology, oral pathology, normal or abnormal anatomical and physiological tooth descriptions, tooth morphology, basic microbiology relating to infection control, and occlusion.

(3) Characteristics and manipulation of dental materials related to each procedure.

(4) Armamentaria for all procedures.

(5) Principles, techniques, criteria, and evaluation for performing each procedure, including implementation of infection control protocols.

(6) Occlusion: the review of articulation of maxillary and mandibular arches in maximum intercuspation.

(7) Tooth isolation and matrix methodology review.

(g) General laboratory instruction shall include:

(1) Rubber dam application for tooth isolation in both maxillary and mandibular arches and for deciduous and permanent dentitions. A minimum of four experiences per arch is required, with two anterior and two posterior applications, with one of the applications used for a practical examination.

(2) Matrix placement for amalgam, and nonmetallic restorative material restorations in both primary and permanent dentitions, with three experiences for each cavity classification and for each material.

(3) Base, liner, and etchant placement on three posterior teeth for each base, liner, or etchant, with one of the three teeth used for a practical examination.

(h) With respect to preliminary evaluation of the patient's oral health, including, but not limited to, charting, intraoral and extraoral evaluation of soft tissue, classifying occlusion, and myofunctional evaluation:

(1) Didactic instruction shall include the following:

(A) Normal anatomical structures: oral cavity proper, vestibule, and lips.

(B) Deviations from normal to hard tissue abnormalities to soft tissue abnormalities.

(C) Overview of classifications of occlusion and myofunction.

(D) Sequence of oral inspection: armamentaria, general patient assessment, review of medical history form, review of dental history form, oral cavity mouth-mirror inspection, and charting existing conditions.

(2) Preclinical instruction shall include performing an oral inspection on at least two other students.

(3) Clinical instruction shall include performing an oral inspection on at least two patients, with one of the two patients used for a clinical examination.

(i) With respect to sizing, fitting, and cementing endodontic master points and accessory points:

(1) Didactic instruction shall include the following:

(A) Review of objectives, canal preparation, filling of root canal space.

(B) Description and goals of filling technique using lateral condensation techniques.

(C) Principles and techniques of fitting, cementing master and accessory points using lateral condensation including, characteristics, manipulation, use of gutta percha and related materials, and criteria for an acceptable master and accessory points technique using lateral condensation.

(2) Laboratory instruction shall include fitting master and cementing cones on extracted teeth or assimilated teeth with canals, with two experiences each on a posterior and anterior tooth.

(j) With respect to gingival retraction, general instruction shall include:

(1) Review of characteristics of tissue management as it relates to gingival retraction with cord and electrosurgery.

(2) Description and goals of cord retraction.

(3) Principles of cord retraction, including characteristics and manipulation of epinephrine, chemical salts classification of cord, characteristics of single versus double cord technique, and techniques and criteria for an acceptable cord retraction technique.

(k) With respect to final impressions for permanent indirect and toothborne restorations:

(1) Didactic instruction shall include the following:

(A) Review of characteristics of impression material and custom.

(B) Description and goals of impression taking for permanent indirect restorations and toothborne prosthesis.

(C) Principles, techniques, criteria, and evaluation of impression taking for permanent indirect restorations and toothborne prosthesis.

(2) Laboratory instruction shall include the following:

(A) Cord retraction and final impressions for permanent indirect restorations, including impression taking of prepared teeth in maxillary and mandibular arches, one time per arch with elastomeric impression materials.

(B) Impressions for toothborne removable prostheses, including taking a total of four impressions on maxillary and mandibular arches with simulated edentulous sites and rest preparations on at least two supporting teeth in each arch.

(3) Clinical instruction shall include taking final impressions on five cord retraction patients, with one used for a clinical examination.

(l) With respect to placing, contouring, finishing, and adjusting direct restorations:

(1) Didactic instruction shall include the following:

(A) Review of cavity preparation factors and restorative material.

(B) Review of cavity liner, sedative, and insulating bases.

(C) Characteristics and manipulation of direct filling materials.

(D) Amalgam restoration placement, carving, adjusting and finishing, which includes principles, techniques, criteria and evaluation, and description and goals of amalgam placement, adjusting and finishing in children and adults.

(E) Glass-ionomer restoration placement, carving, adjusting, contouring and finishing, which includes, principles, techniques, criteria and evaluation, and description and goals of glass-ionomer placement and contouring in children and adults.

(F) Composite restoration placement, carving, adjusting, contouring and finishing in all cavity classifications, which includes, principles, techniques, criteria, and evaluation.

(2) Laboratory instruction shall include typodont experience on the following:

(A) Placement of Class I, II, and V amalgam restorations in eight prepared permanent teeth for each classification, and in four deciduous teeth for each classification.

(B) Placement of Class I, II, III, and V composite resin restorations in eight prepared permanent teeth for each classification, and in four deciduous teeth for each classification.

(C) Placement of Class I, II, III, and V glass-ionomer restorations in four prepared permanent teeth for each classification, and in four deciduous teeth for each classification.

(3) Clinical simulation and clinical instruction shall include experience with typodonts mounted in simulated heads on a dental chair or in a simulation laboratory as follows:

(A) Placement of Class I, II, and V amalgam restorations in four prepared permanent teeth for each classification, with one of each classification used for a clinical examination.

(B) Placement of Class I, II, III, and V composite resin restorations in four prepared permanent teeth for each classification, with one of each classification used for a clinical examination.

(C) Placement of Class I, II, III, and V glass-ionomer restorations in four prepared permanent teeth for each classification, with one of each classification used for a clinical examination.

(m) With respect to adjusting and cementing permanent indirect restorations:

(1) Didactic instruction shall include the following:

(A) Review of fixed prosthodontics related to classification and materials for permanent indirect restorations, general crown preparation for permanent indirect restorations, and laboratory fabrication of permanent indirect restorations.

(B) Interocclusal registrations for fixed prosthesis, including principles, techniques, criteria, and evaluation.



(C) Permanent indirect restoration placement, adjustment, and cementation, including principles, techniques, criteria, and evaluation.

(2) Laboratory instruction shall include:

(A) Interocclusal registrations using elastomeric and resin materials. Two experiences with each material are required.

(B) Fitting, adjustment, and cementation of permanent indirect restorations on one anterior and one posterior tooth for each of the following materials, with one of each type used for a practical examination: ceramic, ceramometal, and cast metallic.

(3) Clinical experience for interocclusal registrations shall be performed on four patients who are concurrently having final impressions recorded for permanent indirect restorations, with one experience used for a clinical examination.

(n) Each student shall pass a written examination that reflects the curriculum content, which may be administered at intervals throughout the course as determined by the course director.

(o) This section shall remain in effect only until January 1, 2011, and as of that date is repealed, unless a later enacted statute, that is enacted before January 1, 2011, deletes or extends that date.

#### **SEC. 42.**

Section 1765 of the Business and Professions Code is amended to read:

#### **§1765.**

No person other than a licensed dental hygienist or a licensed dentist may engage in the practice of dental hygiene or perform dental hygiene procedures on patients, including, but not limited to, supragingival and subgingival scaling, dental hygiene assessment, and treatment planning, except for the following persons:

(a) A student enrolled in a dental or a dental hygiene school who is performing procedures as part of the regular curriculum of that program under the supervision of the faculty of that program.

(b) A dental assistant, registered dental assistant, or registered dental assistant in extended functions acting in accordance with the provisions of this chapter.

(c) A registered dental hygienist, registered dental hygienist in alternative practice, or registered dental hygienist in extended functions licensed in another jurisdiction performing a clinical demonstration for educational purposes.

**SEC. 43.**

Section 1770 of the Business and Professions Code, as amended by Section 25 of Chapter 588 of the Statutes of 2007, is amended and renumbered to read:

**§1753.7.**

(a) A licensed dentist may simultaneously utilize in his or her practice no more than two registered dental assistants in extended functions or registered dental hygienists in extended functions licensed pursuant to Sections 1753.1 and 1918.

(b) This section shall remain in effect only until January 1, 2010, and as of that date is repealed, unless a later enacted statute, that is enacted before January 1, 2010, deletes or extends that date.

**SEC. 44.**

Section 1770 of the Business and Professions Code, as amended by Section 26 of Chapter 588 of the Statutes of 2007, is amended and renumbered to read:

**§1753.7.**

(a) A licensed dentist may simultaneously utilize in his or her practice no more than three registered dental assistants in extended functions or registered dental hygienists in extended functions licensed pursuant to Section 1753 or 1918.

(b) This section shall become operative on January 1, 2010.

**SEC. 45.**

Section 1771 of the Business and Professions Code is amended to read:

**§1771.**

Any person, other than a person who has been issued a license or permit by the board, who holds himself or herself out as a registered dental assistant, orthodontic assistant permitholder, dental sedation assistant permitholder, or registered dental assistant in extended functions, or uses any other term indicating or implying he or she is licensed or permitted by the board as such, is guilty of a misdemeanor.

**SEC. 46.**

Section 1777 of the Business and Professions Code is amended to read:

**§1777.**

While employed by or practicing in a primary care clinic or specialty clinic licensed pursuant to Section 1204 of the Health and Safety Code, in a primary care clinic exempt from licensure pursuant to subdivision (c) of Section 1206 of the Health and Safety Code, or a clinic owned and operated by a hospital that maintains the primary contract with a county government to fill the county's role under Section 17000 of the Welfare and Institutions Code, the following shall apply:

(a) A dental assistant, registered dental assistant, or registered dental assistant in extended functions may perform any extraoral duty under the direct supervision of a registered dental hygienist or registered dental hygienist in alternative practice.

(b) A registered dental assistant or a registered dental assistant in extended functions may perform the following procedures under the direct supervision of a registered dental hygienist or a registered dental hygienist in alternative practice, pursuant to subdivision (b) of Section 1763:

(1) Coronal polishing.

(2) Application of topical fluoride.

(3) Application of sealants, after providing evidence to the board of having completed a board-approved course in that procedure.

**SEC. 47.**

No reimbursement is required by this act pursuant to Section 6 of Article XIII B of the California Constitution because the only costs that may be incurred by a local agency or school district will be incurred because this act creates a new crime or infraction, eliminates a crime or infraction, or changes the penalty for a crime or infraction, within the meaning of Section 17556 of the Government Code, or changes the definition of a crime within the meaning of Section 6 of Article XIII B of the California Constitution.

# **HOW TO PARTICIPATE IN THE RULEMAKING PROCESS**

**THE STATUTES, REGULATIONS AND CASE LAW YOU  
NEED TO MAKE YOUR VOICE HEARD IN THE  
CALIFORNIA RULEMAKING PROCESS**

# HOW TO PARTICIPATE IN THE RULEMAKING PROCESS

**A CALIFORNIA STATE AGENCY MUST CONSIDER RECOMMENDATIONS AND OBJECTIONS FROM THE PUBLIC BEFORE IT ADOPTS OR CHANGES ANY REGULATION NOT EXPRESSLY EXEMPTED FROM THE CALIFORNIA ADMINISTRATIVE PROCEDURE ACT (APA). A “REGULATION” IS A POLICY OR PROCEDURE AFFECTING THE PUBLIC OR ANY SEGMENT OF THE PUBLIC THAT IMPLEMENTS, INTERPRETS, OR MAKES SPECIFIC A STATUTE THE STATE AGENCY ENFORCES OR ADMINISTERS.**

- The procedure for rulemaking ..... 2
- The California Code of Regulations ..... 2
- Pre-notice involvement ..... 2
- Commenting on the initial proposal ..... 2
- Commenting on modifications to the initial proposal..... 2
- Effective comments ..... 3
- Standards for regulations ..... 3
- Emergency regulations ..... 3
- An overview of the rulemaking process ..... 3
- A delegation of rulemaking authority ..... 4
- Preliminary activities ..... 4
- Special considerations ..... 5
- Issuing the notice ..... 5
- Availability of the proposed text and the initial statement of reasons ..... 5
- Rulemaking Graphic ..... 6
- The 45 day comment period ..... 8
- The public hearing ..... 8
- Consideration of public input on the initial proposal ..... 8
- Assessing the nature of modifications to the initial proposal ..... 8
- Making changes available for public comment ..... 8
- Opportunity for public comment based upon new material relied upon ..... 9
- Summary and response to comments ..... 9
- Submission of a rulemaking action to OAL for review ..... 9
- What must be adopted pursuant to the APA? ..... 10
- Express statutory exemptions are found in the APA and in other statutes ..... 14
- OAL review for compliance with the Authority and Reference Standards ..... 16
- Express and implied rulemaking authority ..... 17
- OAL review for Authority ..... 17
- Judicial review of authority to adopt a particular regulation ..... 18
- OAL review for compliance with the Consistency standard ..... 19
- OAL review for compliance with the Clarity standard ..... 19
- OAL review for compliance with the Nonduplication standard ..... 21
- OAL review for compliance with the Necessity standard ..... 22
- Citations ..... 24

**THE PROCEDURE FOR RULEMAKING** Every department, division, office, officer, bureau, board or commission in the executive branch of California state government must follow the rulemaking procedures in the Administrative Procedure Act (Government Code § 11340 *et seq.*) The Government Code is available at <http://www.leginfo.ca.gov/calaw.htm>. Rulemaking must also comply with regulations adopted by the Office of Administrative Law (OAL) (California Code of Regulations, Title 1, §§ 1-120; <http://ccr.oal.ca.gov/>) unless expressly exempted by statute from some or all of these requirements. OAL's publication, *California Rulemaking Law Under the Administrative Procedure Act*, is an annotated compilation of the California statutes and regulations governing rulemaking and is available from OAL for a nominal fee. The checklists used by OAL in its review of regulation filings are available online at <http://www.oal.ca.gov/rulemaking.htm>.

**THE CALIFORNIA CODE OF REGULATIONS** Regulations are printed in the California Code of Regulations after they are adopted by the rulemaking agency, approved by OAL and filed with the Secretary of State. You may access regulations in the California Code of Regulations at <http://ccr.oal.ca.gov>.

**PRE-NOTICE INVOLVEMENT** An agency may involve the public in workshops or other preliminary activities well before the start of the formal rulemaking process. Government Code section 11346.46 requires an agency proposing to adopt complex proposals or a large number of proposals to involve the public. You can contact the agency and request to be added to their regulations mailing list to ensure you are notified of this opportunity. Also, agency websites often provide information on upcoming rulemaking actions. For websites, go to the State Agency Index under "Quick Hits" at: <http://www.ca.gov>.

**COMMENTING ON THE INITIAL PROPOSAL** A 45 day opportunity to submit written, faxed, or e-mail comments on all or any part of a proposed rulemaking action starts when the notice of proposed rulemaking is published in the California Regulatory Notice Register. The Notice Register may be accessed online at <http://www.oal.ca.gov/notice.htm>. The notice of proposed rulemaking is also mailed to those who have asked to be on the agency's notice mailing list, and is posted on the rulemaking agency's website. The notice tells you how to obtain access to the proposed regulation text and the initial statement of reasons and who to call if you have questions. The notice may also schedule a public hearing at which you may comment on the proposal orally and/or in writing.

**COMMENTING ON MODIFICATIONS TO THE INITIAL PROPOSAL** You will receive a notice of any 15 day opportunity to comment (1) on proposed modifications or (2) new material relied upon if you commented on the initial proposal or have requested such notice. The rulemaking agency also posts a copy of the notice of opportunity to comment on proposed modifications on its website.

**MAKING AN EFFECTIVE COMMENT** Effective comments are based on an understanding of the statutes and factual material the agency relies on in proposing the regulation, on an understanding of what the proposed regulation is intended to do, and on an understanding of the standards the regulation must satisfy. The Authority and Reference citations that follow the text of each regulation section identify the statutes on which the section is based. The initial statement of reasons describes the purpose and rationale of each regulation and identifies the factual material upon which the agency relies in proposing it. The response to comments in the final statement of reasons must demonstrate that each relevant, timely comment has been considered.

**STANDARDS FOR REGULATIONS** A regulation must be easily understandable, have a rationale, and be the least burdensome, effective alternative. A regulation cannot alter, amend, enlarge, or restrict a statute, or be inconsistent or in conflict with a statute.

**EMERGENCY REGULATIONS** An emergency regulation takes effect immediately, before the regular public opportunity for notice and comment. A state agency may adopt an emergency regulation if it can show that the regulation is necessary for the immediate preservation of public peace, health and safety, or general welfare, or if a statute deems the regulation to be an emergency for purposes of the APA. The public may comment directly to OAL on emergency regulations within 5 days after the regulation is submitted to OAL for review, if OAL has not taken action on the regulations before that time. The state agency may submit a rebuttal to any comments made on an emergency regulation up to eight days after the regulation is submitted to OAL. OAL has up to 10 calendar days to review an emergency regulation. You will find additional information about emergency regulations and how to comment on them at <http://www.oal.ca.gov/emergency.htm>. OAL reviews emergency regulations to determine whether an emergency has been demonstrated, or deemed by statute and whether the regulation satisfies the Authority, Reference, Consistency, Clarity, Nonduplication, and Necessity standards. Once approved, an emergency regulation remains in effect for 120 days, unless the state agency has a special statute allowing more or less time. During the time the emergency is effective, the rulemaking agency must conduct

the regular rulemaking process to permanently adopt the regulation. If, however, the agency is unable to complete the rulemaking process within that time, the agency may request permission from OAL to readopt the emergency regulation for another 120 days.

**AN OVERVIEW OF THE RULEMAKING PROCESS** Administrative Procedure Act requirements are designed to provide the public with a meaningful opportunity to participate in the adoption of regulations by California state agencies and to ensure the creation of an adequate record for the public and for OAL and judicial review. Every California state agency must satisfy the basic minimum procedural requirements established by the APA for the adoption, amendment or repeal of an administrative regulation unless the agency is expressly exempted by statute. (Graphic on pages 6 and 7 illustrates the rulemaking process.)

**A DELEGATION OF RULEMAKING AUTHORITY** How can a state agency in the executive branch adopt rules and regulations that have the force of law? The California Constitution separates the powers of the state government into legislative, executive, and judicial powers, and provides that persons charged with the exercise of one power may not exercise either of the others except as permitted by the Constitution. The Constitution also vests the legislative power of the State in the Legislature, but reserves to the people the powers of initiative and referendum.

California courts have long recognized that under the Constitution the Legislature may by statute delegate quasi-legislative powers to a state agency in the executive branch, so long as adequate standards are provided to guide the agency. The adequacy of such a delegation is virtually never an issue in a rulemaking because all state agencies, including OAL, must presume that any California statute, including one delegating rulemaking authority, is constitutional unless an appellate court has made a determination to the contrary. (California Constitution, Article 3, Section 3.5.) Thus every rulemaking action must be based upon a statutory delegation of rulemaking authority from the Legislature to a state agency.

**PRELIMINARY ACTIVITIES** What does a state agency do once it decides to conduct a rulemaking action? It makes the decisions and develops the documents required to conduct a formal APA rulemaking proceeding. Some agencies involve the public during this stage. Others do not. The APA in Government Code section 11346.45 provides that an agency must engage in pre-notice public discussions regarding complex proposals or large proposals. A decision to engage or not engage in such discussions, however, is not subject to review by OAL or the



courts. The agency develops four documents during the preliminary activity stage, which are needed to initiate the formal rulemaking process: the express terms of the proposed regulation (the proposed text), the initial statement of reasons, the STD 399 Fiscal Impact Statement, and the notice of proposed rulemaking.

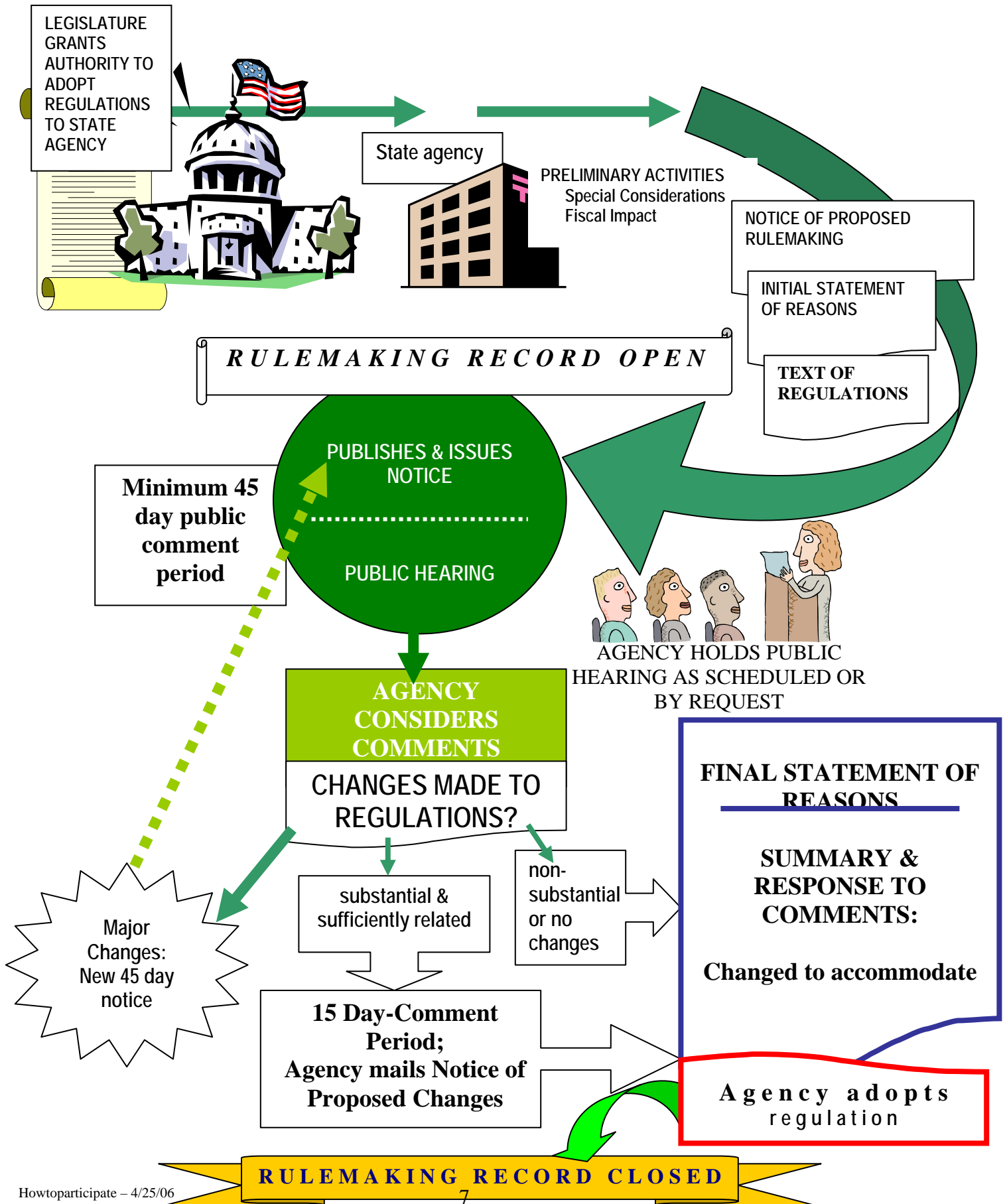
**SPECIAL CONSIDERATIONS** The APA requires a rulemaking agency to make specified determinations and findings with regard to a proposed action.

- An agency must find that no alternative would be more effective in carrying out the purpose for which a regulation is proposed or would be as effective as and less burdensome to affected private persons than the adopted regulation.
- A rulemaking agency must determine whether the regulation “may have,” or “will not have” a significant, statewide adverse impact directly affecting business. The agency must solicit alternatives if it “may have.”
- A rulemaking agency must describe the potential cost impact of a regulation on a representative private person or business, if known.
- A rulemaking agency must assess whether and to what extent the regulation will create or eliminate jobs and businesses. A rulemaking agency must find that any business reporting requirement is necessary for the public health, safety, or welfare.
- A rulemaking agency must consider the substitution of performance standards for prescriptive standards.
- A rulemaking agency must state whether a regulation affects small business.
- A rulemaking agency must state whether a regulation differs from a federal statute or regulation and avoid unnecessary duplication or conflict.
- If a rulemaking agency makes a determination regarding significant effect on housing costs it must include the determination in the notice.

**ISSUING THE NOTICE** To initiate a rulemaking action, an agency issues a notice of a proposed rulemaking by having the notice published in the California Regulatory Notice Register, by mailing the notice to those persons who have filed a request for notice of regulatory actions, and by posting the notice, text, and statement of reasons on its website, if it has one. Once the notice is issued, the APA rulemaking process is officially under way.

**AVAILABILITY OF THE PROPOSED TEXT AND THE INITIAL STATEMENT OF REASONS** Agencies that have websites must make notice, the proposed text and the initial statement of reasons available there. The proposed text and the initial statement of reasons are also available on request to the agency contact person identified in the notice.

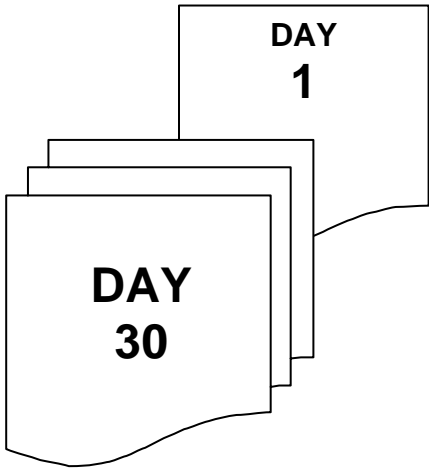
# The Rulemaking Process



# OAL REVIEW

State agency must submit rulemaking record within 1 year of notice publication

OAL has 30 WORKING days to review a regulation

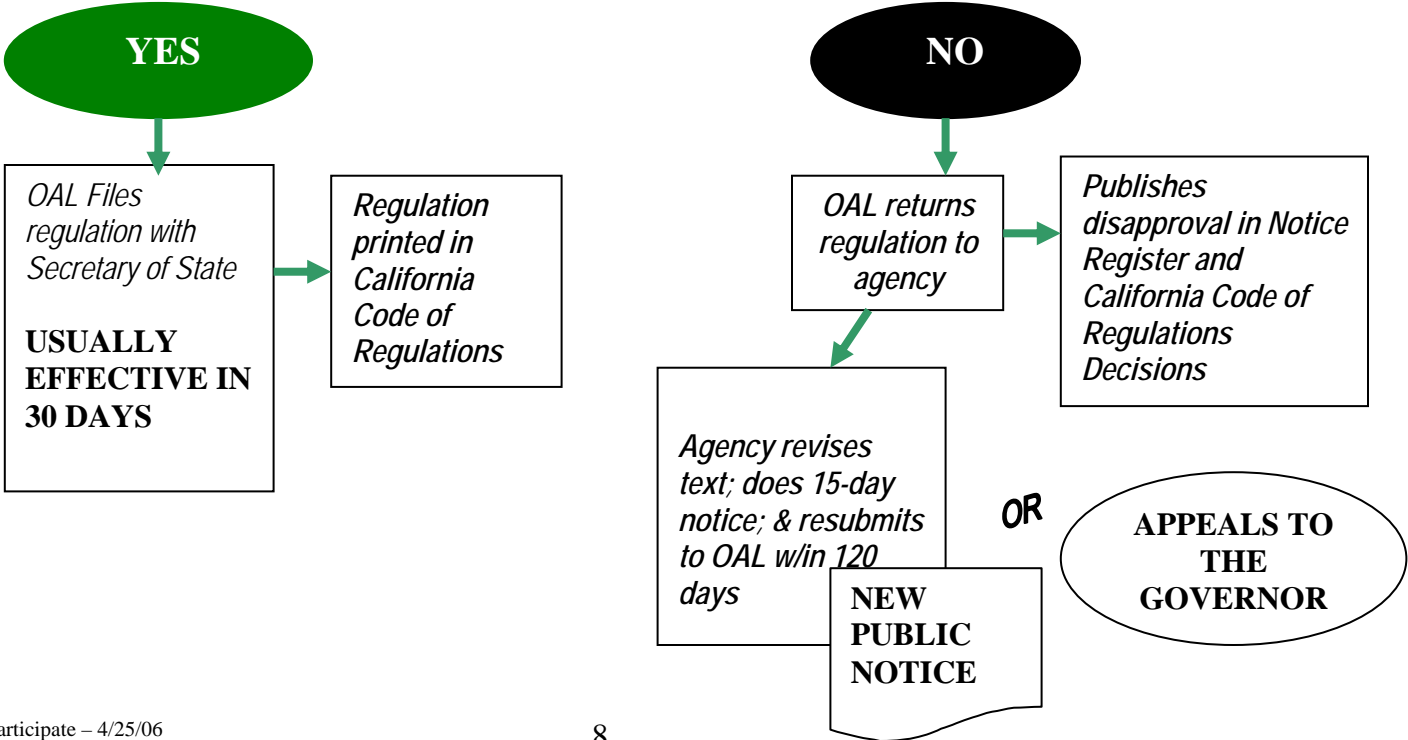


**APA STANDARDS:**

**AUTHORITY**  
**REFERENCE**  
**CONSISTENCY**  
**CLARITY**  
**NON-DUPLICATION**  
**NECESSITY**

**& PROCEDURAL REQUIREMENTS**

## DOES THE RULEMAKING SATISFY THE APA?



**THE 45 DAY COMMENT PERIOD** The APA requires, at minimum, a 45 day opportunity to comment in writing, by fax, or e-mail on the regulation changes as initially proposed by the agency. The notice of proposed rulemaking specifies where the comments must be directed and when this opportunity to comment in writing on the initial proposal closes.

**THE PUBLIC HEARING** Under the APA, an agency has an option as to whether it wishes to hold a public hearing on a proposed rulemaking action. (An agency's enabling statutes may eliminate this option by requiring a public hearing.) However, if an agency doesn't schedule a public hearing, and any interested person submits a written request for one within 15 days prior to the close of the written comment period, the agency must give notice of, and hold a public hearing. Because of this requirement, a rulemaking agency usually schedules a public hearing unless it is confident that one will not be requested.

**CONSIDERATION OF PUBLIC INPUT ON THE INITIAL PROPOSAL** The APA requires a rulemaking agency to consider all relevant matter presented to it during a comment period before adopting, amending, or repealing any regulation.

**ASSESSING THE NATURE OF MODIFICATIONS TO THE INITIAL PROPOSAL** After the initial public comment period, a rulemaking agency will often decide to change its initial proposal either in response to public comments or on its own. The agency must then decide whether a change is: (1) nonsubstantial, (2) substantial and sufficiently related, or (3) substantial and *not* sufficiently related.

**MAKING CHANGES AVAILABLE FOR PUBLIC COMMENT** The APA provides that a rulemaking agency must make each substantial, sufficiently related change to its initial proposal available for public comment for at least 15 days before adopting such a change. Thus, before a rulemaking agency adopts such a change, it must mail a notice of opportunity to comment on proposed changes along with a copy of the text of the proposed changes to each person who has submitted written comments on the proposal, testified at the public hearing, or asked to receive a notice of proposed modification. The agency must also post the notice on its website. No public hearing is required. The public may comment *on the proposed modifications* in writing. The agency must then consider comments received during the comment period, which are directed at the proposed changes. An agency may conduct more than one 15 day opportunity to comment on a large, complicated, or sensitive rulemaking action before the final version is adopted.

**OPPORTUNITY FOR PUBLIC COMMENT BASED UPON NEW MATERIAL RELIED UPON** A rulemaking agency must specifically identify in the initial statement of reasons and include in the rulemaking record the material it relies upon in proposing a rulemaking action. If during a rulemaking proceeding an agency decides to rely on material that it did not identify in the initial statement of reasons or otherwise identify or make available for public review prior to the close of the public comment period, the agency must make the document available for comment for 15 days.

**SUMMARY AND RESPONSE TO COMMENTS** A rulemaking agency must summarize and respond on the record to timely comments that are directed at the rulemaking proposal or at the procedures followed. The summary and response to comment demonstrates that the agency has understood and considered all relevant material presented to it before adopting, amending, or repealing a regulation. An agency may respond to a comment in one of two ways. The agency must either (1) explain how it has amended the proposal to accommodate the comment, or (2) explain the reasons for making no change to the proposal. An agency's summary and response to comments is included as part of the final statement of reasons.

**SUBMISSION OF A RULEMAKING ACTION TO OAL FOR REVIEW** A rulemaking agency must transmit a rulemaking action to OAL for review within a year from the date that the notice of proposed rulemaking action was published in the California Regulatory Notice Register. OAL then has 30 working days in which to review the rulemaking record to determine whether it demonstrates that the rulemaking agency satisfied the procedural requirements of the APA, and to review regulations for compliance with the six standards: Authority, Reference, Consistency, Clarity, Nonduplication, and Necessity. OAL may not substitute its judgment for that of the rulemaking agency with regard to the substantive content of the regulations.

## WHAT MUST BE ADOPTED PURSUANT TO THE APA?



Not every statute requires the adoption of an implementing regulation. In this regard, it is useful to think about three types of statutory provisions:

### *self-executing--wholly-enabling--susceptible to interpretation.*

A self-executing provision is so specific that no implementing or interpreting regulation is necessary to give it effect. An example is a statutory provision that provides: “The annual licensing fee is \$500.”

In contrast, a wholly-enabling statutory provision is one that has no legal effect without the enactment of a regulation. An example is a statute that provides: “The department may set an annual licensing fee up to \$500.” This type of statute cannot be legally enforced without a regulation setting the fee.

The third type, a statutory provision that is susceptible to interpretation, may be enforced without a regulation, but may need a regulation for its efficient enforcement. An example is a statute that provides: “There shall be adequate space between hospital beds.” Conceptually, this statute could be enforced on a case-by-case basis, but such enforcement would probably present significant difficulties. *(It does not violate the APA to enforce or administer a statute on a case-by-case basis so long as no rule or standard of general application is used that should have been adopted pursuant to the APA.)*

**Every “regulation” is subject to the rulemaking procedures of the APA unless expressly exempted by statute.**

**Government Code Section 11346**

**IT’S MANDATORY** Compliance with the rulemaking requirements of the Administrative Procedure Act is mandatory. (*Armistead v. State Personnel Board.*) All regulations are subject to the APA, unless expressly exempted by statute. (*Engelmann v. State Board of Education.*) Any doubt as to the applicability of the APA should be resolved in favor of the APA. (*Grier v. Kizer.*) If a rule looks like a regulation, reads like a regulation, and acts like a regulation, it will be treated by the courts as a regulation whether or not the issuing agency so labeled it. (*SWRCB v. OAL.*)

**"Regulation" means every rule, regulation, order, or standard of general application or the amendment, supplement, or revision of any rule, regulation, order or standard adopted by any state agency to implement, interpret, or make specific the law enforced or administered by it, or to govern its procedure.**

**Government Code section 11342.600**

**A GENERAL RULE** A standard or procedure of general application (general rule) is a standard or procedure that applies to an open class. (*Roth v. Department of Veterans Affairs.*) An open class is one whose membership could change. *This broad definition includes many classes of rules that are exempt from notice and comment under the federal Administrative Procedure Act.*

**THE PROHIBITION** The APA specifically prohibits any state agency from making any use of a state agency rule which is a "regulation" as defined in Government Code section 11342.600, that should have, but has not been adopted pursuant to the APA (unless expressly exempted by statute). Such a rule is called an “underground regulation” and its efficacy may be challenged to OAL or to a court.

**No state agency shall issue, utilize, enforce, or attempt to enforce any guideline, criterion, bulletin, manual, instruction, order, standard of general application, or other rule, which is a “regulation” under the APA unless it has been adopted as a regulation and filed with the Secretary of State pursuant to the APA. Government Code section 11340.5(a)**

### **ARMISTEAD V. STATE PERSONNEL BOARD**

In 1978, the California Supreme Court made it clear that compliance with the rulemaking requirements of the Administrative Procedure Act is mandatory. (*Armistead v. State Personnel Board.*) In doing so, the court quoted a 1955 legislative report finding that noncompliance with APA rulemaking requirements was common.

"The committee is compelled to report to the Legislature that it has found many agencies which avoid the mandatory requirements of the Administrative Procedure Act of public notice, opportunity to be heard by the public, filing with the Secretary of State, and publication in the Administrative Code.

"The committee has found that some agencies did not follow the act's requirements because they were not aware of them; some agencies do not follow the act's requirements because they believe they are exempt; at least one agency did not follow the act because it was too busy; some agencies feel the act's requirements prevent them from administering the laws required to be administered by them; and many agencies . . . believe the function being performed was not in the realm of quasi-legislative powers.

"The manner of avoidance takes many forms, depending on the size of the agency and the type of law being administered, but they can all be briefly described as 'house rules' of the agency.

"They consist of rules of the agency, denominated variedly as 'policies,' 'interpretations,' 'instructions,' 'guides,' 'standards,' or the like, and are contained in internal organs of the agency such as



manuals, memoranda, bulletins, or are directed to the public in the form of circulars or bulletins." [First Report of the Senate Interim Committee on Administrative Regulations (1955) as cited in *Armistead*, p. 205.]

**HOW TO DETERMINE WHETHER AGENCY'S POLICY OR PROCEDURE SHOULD BE ADOPTED PURSUANT TO THE APA** Preliminarily determine whether the particular policy or procedure is already set out in an applicable statute or duly adopted regulation. (Generally, duly adopted regulations are printed in the California Code of Regulations.) The adoption of a policy or procedure as a "regulation" pursuant to the APA is not required if you find the specific policy or procedure in an applicable statute or duly adopted regulation.

If you determine that the policy or procedure (i.e., rule) is not set out in an applicable statute or duly adopted regulation, use the following three-step analysis to determine whether the policy or procedure must be adopted as a regulation pursuant to the requirements and procedures of the APA:

*First*, is the policy or procedure either:

- a rule or standard of general application, *or*
- a modification or supplement to such a rule?

*Second*, has the policy or procedure been adopted by the agency to either:

- implement, interpret, or make specific the law enforced or administered by the agency, *or*
- govern the agency's procedure?

*Third*, has the policy or procedure been expressly exempted by statute from the requirement that it be adopted as a "regulation" pursuant to the APA?

If the policy or procedure satisfies steps one and two, then it is a "regulation" as defined in the APA and must be adopted pursuant to the APA unless it falls within an express statutory exemption from the requirements of the APA. Generally, all "regulations" issued by state agencies are required to be adopted pursuant to the APA, unless *expressly* exempted by statute. (Government Code section 11346.) If

the policy or procedure does not fall within an express statutory exemption, then it is subject to the rulemaking requirements of the APA.

**EXPRESS STATUTORY EXEMPTIONS ARE FOUND IN THE APA AND IN OTHER STATUTES. THE FOLLOWING ARE SOME OF THE EXPRESS EXEMPTIONS SET OUT IN THE APA.**

- **INTERNAL MANAGEMENT:** “A regulation that relates only to the internal management of the state agency.” (Government Code Section 11340.9(d).)

The internal management exception to the APA is narrow. A regulation is exempt as internal management if it:

- (1) directly affects only the employees of the issuing agency, and
- (2) does not address a matter of serious consequence involving an important public interest. (*Armistead, Stoneham, Poschman, and Grier.*)

- **FORMS:** “A form prescribed by a state agency or any instructions relating to the use of the form, but this provision is not a limitation on any requirement that a regulation be adopted pursuant to this chapter when one is needed to implement the law under which the form is issued.” (Government Code Section 11340.9(c).)

This legislative language creates a limited statutory exemption relating to forms. A regulation is *not* needed if the form's contents consist only of existing, specific legal requirements.

By contrast, if an agency *adds any language which satisfies the definition of “regulation” to the existing legal requirements*, then, under Government Code section 11340.9(c), a formal regulation is "needed to implement the law under which the form is issued." Section 11340.9(c) cannot be interpreted as permitting state agencies to avoid mandatory APA rulemaking requirements by simply typing regulatory language into a form because this interpretation would allow state agencies to ignore the APA at will.

- **AUDIT GUIDELINES:** “A regulation that establishes criteria or guidelines to be used by the staff of an agency in performing an audit, investigation, examination, or inspection, settling a commercial dispute, negotiating a commercial arrangement, or in the defense, prosecution, or settlement of a

case, if disclosure of the criteria or guidelines would do any of the following:

“(1) Enable a law violator to avoid detection.

“(2) Facilitate disregard of requirements imposed by law.

“(3) Give clearly improper advantage to a person who is in an adverse position to the state.” (Government Code Section 11340.9(e).)

- **ONLY LEGALLY TENABLE INTERPRETATION:** “A regulation that embodies the only legally tenable interpretation of a provision of law.” (Government Code Section 11340.9(f).)
- **RATE, PRICE, TARIFF:** “A regulation that establishes or fixes rates, prices, or tariffs.” (Government Code Section 11340.9(g).)
- **LEGAL RULING OF TAX COUNSEL:** “A legal ruling of counsel issued by the Franchise Tax Board or State Board of Equalization.” (Government Code Section 11340.9(b).)
- **PRECEDENT DECISION:** A quasi-judicial decision by a state agency that is designated pursuant to Government Code Section 11425.60 as a precedent decision is expressly exempt from being adopted as a "regulation" pursuant to the APA.



## **AUTHORITY-REFERENCE-CONSISTENCY CLARITY-NONDUPLICATION-NECESSITY**

### **OAL REVIEW FOR COMPLIANCE WITH THE AUTHORITY AND REFERENCE STANDARDS**

Each regulation must satisfy the Authority and Reference standards. Complying with the Authority and Reference standards involves a rulemaking agency in two activities: picking appropriate Authority and Reference citations for the note that follows each regulation section to be printed in the California Code of Regulations, and adopting a regulation that is within the scope of the rulemaking power conferred on the agency.

**"Authority" means the provision of law which permits or obligates the agency to adopt, amend, or repeal a regulation. Government Code Section 11349(b).**

**"Reference" means the statute, court decision, or other provision of law which the agency implements, interprets, or makes specific by adopting, amending, or repealing a regulation. Government Code Section 11349(e).**

Each regulation section printed in the California Code of Regulations must have a citation to the specific statutory authority under which it was enacted and a citation to the specific statute or other provision of law that the regulation is implementing, interpreting, or making specific. As an example the Authority and Reference Citations for Section 55 of Title 1 of the California Code of Regulations reads as follows: "Authority cited: Sections 11342.4 and 11349.1, Government Code. Reference: Sections 11346.1, 11349.1, 11349.3 and 11349.6, Government Code."

The statutes and other provisions of law cited in Authority and Reference notes are the agency's interpretation of its power to adopt a particular regulation. A rulemaking agency initially selects Authority and Reference citations when it is drafting the proposed regulation text and may revise and refine the citations during

the course of a rulemaking proceeding. The goal is to have accurate, precise, and complete Authority and Reference citations printed in the California Code of Regulations with each regulation.

**EXPRESS AND IMPLIED RULEMAKING AUTHORITY** A statutory delegation of rulemaking authority may be either express or implied. In an express delegation, the statute expressly states that the state agency may or shall “adopt rules and regulations necessary to carry out this chapter” or some variation on that phrase. Thus, an express delegation *expressly* specifies that regulations shall or may be adopted by the agency.

In contrast, in an implied delegation of rulemaking authority, the applicable statutes do not expressly state that the agency may or shall adopt rules or regulations. Instead, a statute expressly gives a duty or power to a specified state agency, but makes *no* express mention of the authority to adopt rules or regulations. In similar circumstances, courts tell us that agencies which have expressly been given a duty or power by statute have implicitly been delegated the authority to adopt those rules and regulations necessary for the due and efficient exercise of a duty or power expressly granted.

**OAL REVIEW FOR AUTHORITY** OAL reviews regulations to ensure that they are authorized under controlling statutes. The statutes (and other provisions of law) the agency cites as Authority

**Each regulation adopted, to be effective, shall be *within the scope of authority conferred* and in accordance with standards prescribed by other provisions of law.  
Government Code Section 11342.1.**

and Reference identify the sources of the rulemaking power that the agency is drawing on in promulgating a particular regulation. A regulation that is not within the scope of an agency's express or implied rulemaking authority is void and cannot become effective.

In determining whether a rulemaking agency is empowered to adopt a particular regulation, OAL applies the same analytical approach employed by the California Supreme Court and the California Court of Appeal, as evidenced in published opinions of those courts.

## JUDICIAL REVIEW OF AUTHORITY TO ADOPT A PARTICULAR REGULATION

When reviewing a quasi-legislative regulation, courts consider whether the regulation is within the scope of the authority conferred, essentially a question of the validity of an agency's statutory interpretation. The courts must determine whether the rulemaking agency has exercised its authority within the bounds established by statute.

**Whenever by the express or implied terms of any statute a state agency has authority to adopt regulations to implement, interpret, make specific or otherwise carry out the provisions of the statute, no regulation adopted is valid or effective unless consistent and not in conflict with the statute and reasonably necessary to effectuate the purpose of the statute. Government Code Section 11342.2.**

The courts apply the following principle to determine whether a rulemaking agency has exercised its authority within the bounds established by statute.

**An administrative regulation may not alter or amend a statute or enlarge or impair its scope. Such a regulation is void and must be struck down by a court.**

In deciding whether a regulation alters, amends, enlarges, or restricts a statute, or merely implements, interprets, makes specific, or otherwise gives effect to a statute often a court must interpret the meaning of the statute. In so doing, courts apply principles of statutory interpretation developed primarily in case law. It examines the language of the statute, and may consider appropriate legislative history materials to ascertain the will of the Legislature so as to effectuate the purpose of the statute. In making this determination, a court may consider, but is not bound by the rulemaking agency's interpretation of the statute at issue. As the California Supreme Court explained in *Yamaha v State Board of Equalization*, "Whether judicial deference to an agency's interpretation is appropriate and, if so, its extent—the 'weight' it should be given is ... fundamentally situational." The court identified factors to be considered relating to (1) the possible interpretive advantage of the agency and (2) to the likelihood that the agency is correct and suggested the following. "The deference due an agency interpretation ... 'will depend upon the

*thoroughness evident in its consideration, the validity of its reasoning, its consistency with earlier and later pronouncements, and all those factors which give it power to persuade, if lacking power to control."*

## **OAL REVIEW FOR COMPLIANCE WITH THE CONSISTENCY STANDARD**

Each regulation must satisfy the Consistency standard. In reviewing for compliance with the Consistency standard, OAL uses the same analytical approach used in judicial review of a regulation. This approach includes the principles discussed above regarding deference to an agency's interpretation of a statute.

**"Consistency" means being in harmony with, and not in conflict with or contradictory to, existing statutes, court decisions, or other provisions of law. Government Code, Section 11349(d).**

Commenters on proposed regulations often comment that a proposed regulation is inconsistent with a statute because it requires certain tasks not specifically set out in statute. This situation does not present a Consistency problem so long as the tasks specified in the regulation are reasonably designed to aid a statutory objective, do not conflict with or contradict (or alter, amend, enlarge or restrict) any statutory provision.

In other words, no conflict is presented if the statute says "Thou shall do A" and the regulation says "Thou shall do B," if one can do both A and B, and B is reasonably necessary to effectuate the purpose of A, and does not alter, amend, enlarge, or restrict A. In contrast, a conflict is presented if the statute says "Thou shall do A" and the regulation says "Thou shall not do A."

## **OAL REVIEW FOR COMPLIANCE WITH THE CLARITY STANDARD**

Each regulation must satisfy the Clarity standard. Regulations are frequently unclear and unnecessarily complex, even when the technical nature of the subject matter is taken into account. They are often confusing to persons who must comply with them. The performance goal for drafting a regulation is the following. A rulemaking agency must draft regulation text in plain, straightforward language avoiding technical terms as much as possible using

coherent and easily readable language. The measure of compliance with the performance goal is the Clarity standard. OAL has a duty to ensure that each regulation can be easily understood.

**Clarity means written or displayed so that the meaning of regulations will be easily understood by those persons directly affected by them.  
Government Code Sec. 11349(c).**

**Persons presumed to be "directly affected" by a regulation are those who: (a) must comply with the regulation; or (b) must enforce the regulation; or (c) derive a benefit from the enforcement of the regulation that is not common to the public in general; or (d) incur from the enforcement of the regulation a detriment that is not common to the public in general. California Code of Regulations, Title 1, Sec. 16(b).**

#### **Situations in which OAL may presume a regulation is unclear.**

1. The regulation has more than one meaning.
2. The language of the regulation conflicts with the description of its effect.
3. The regulation uses an undefined term which does not have a meaning generally familiar to those who are "directly affected."
4. The regulation uses language incorrectly, including incorrect spelling, grammar, or punctuation.
5. The regulation presents information in a format not readily understandable.
6. The regulation does not use citations which clearly identify published material cited in the regulation.



**The following regulation drafting tips are drawn from Drafting Legislation and Rules in Plain English, by Robert J. Martineau, (West, 1991) pp 65-105.**

1. Use only necessary words.
2. Use common words.
3. Avoid lawyerisms.
4. Be consistent.
5. Use short sentences.
6. Arrange words properly.
7. Tabulate to simplify.
9. Look for omissions and ambiguities.
10. Think through common application situations.

#### **OAL REVIEW FOR COMPLIANCE WITH THE NONDUPLICATION STANDARD**

**Nonduplication means a regulation does not serve the same purpose as a state or federal statute or another regulation.  
Government Code Section 11349(f)**

Each regulation must satisfy the Nonduplication standard. A regulation that repeats or rephrases a statute or regulation "serves the same purpose" as that statute or regulation. Any overlapped or duplicated statute or regulation must be identified and the overlap or duplication must be justified. Citing the overlapped or duplicated statute or regulation in the authority or reference note satisfies the identification requirement. Overlap or duplication is justified if information in the rulemaking record establishes that the overlap or duplication is necessary to satisfy the Clarity standard.

## OAL REVIEW FOR COMPLIANCE WITH THE NECESSITY STANDARD

**An agency conducting a rulemaking action under the APA must compile a complete record of a rulemaking proceeding including all of the evidence and other material upon which a regulation is based.**

In the record of the rulemaking proceeding (record), the agency must state the specific purpose of each regulatory provision and explain why the provision is reasonably necessary to accomplish that purpose. It must also identify and include in the record any materials relied upon in proposing the provision and any other information, statement, report, or data the agency is required by law to consider or prepare in connection with the rulemaking action. The agency does this first in the initial statement of reasons. During the rulemaking proceeding, the agency may add new material on which it relies by notifying the public and providing a 15 day opportunity to comment on the proposal in light of the new material relied upon. The agency then states in the final statement of reasons what material has been added during the proceeding.



In addition, during the rulemaking, the public may submit recommendations or objections to the proposed regulation and submit material, including studies, reports, data, etc. for consideration by the agency and inclusion in the record. In the final statement of reasons, the agency must respond to all relevant input and explain a reason for rejecting each recommendation or objection directed at the proposed action, or explain how the proposal has been amended to accommodate the input. All of these materials constitute the record.

At the end of a rulemaking proceeding, the rulemaking agency must certify under penalty of perjury that the rulemaking record is complete and closed. The rulemaking agency then submits the complete record to OAL for review. In reviewing for compliance with the Necessity standard, OAL is limited to applicable provisions of law and the record of the rulemaking proceeding. Once OAL review is complete and the record is returned to the rulemaking agency, the file is the agency's permanent record of the rulemaking proceeding. No item in the file may be removed, altered or destroyed. Any judicial review of the regulation is based only on the evidence included in the rulemaking record.

**What must be addressed in the record?** Each regulation must satisfy the Necessity standard. OAL reviews the rulemaking record to ensure that each provision of regulation text that is adopted, amended, or repealed satisfies the Necessity standard.

**“Necessity” means the record of the rulemaking proceeding demonstrates by substantial evidence the need for a regulation to effectuate the purpose of the statute, court decision, or other provision of law that the regulation implements, interprets, or makes specific taking into account the totality of the record. For purposes of this standard, evidence includes, but is not limited to facts, studies, and expert opinion. Government Code Section 11349(a).**

**What is “substantial evidence”?** The “substantial evidence” standard used by OAL is the same as the “substantial evidence” standard used in judicial review of regulations. The following is a definition of "substantial evidence" drawn from the legislative history of the Necessity standard.

**Such evidence as a reasonable person reasoning from the evidence would accept as adequate to support a conclusion.**

A number of principles and limitations are involved in the application of this standard. Clearly, “substantial evidence” is more than “any evidence,” but is nowhere near “proof beyond a reasonable doubt.” A key characteristic of the standard is its deferential nature. The “substantial evidence” test was added to the Necessity standard by Chapter 1573, Statutes of 1982 (AB 2820). The following letter from Assemblyman Leo McCarthy to Speaker Willie Brown summarized the "substantial evidence" test as used in the Necessity standard:

*"The principal addition AB 2820 makes to what we approved in AB 1111 in 1979 is a specific level of evidence that an agency must meet to demonstrate the need for a particular regulation. The standard is substantial evidence taking the record as a whole into account.*

*"That standard is a familiar one in the law and has been given a definite interpretation by the courts in the past. Our intent is that an agency must include in the record facts, studies or testimony that are specific, relevant, reasonable,*

*credible and of solid value, that together with those inferences that can rationally be drawn from such facts, studies or testimony, would lead a reasonable mind to accept as sufficient support for the conclusion that the particular regulation is necessary. Suspicion, surmises, speculation, feelings, or incredible evidence is not substantial.*

*"Such a standard permits necessity to be demonstrated even if another decision could also be reached. This standard does not mean that the particular regulation necessarily be 'right' or the best decision given the evidence in the record, but that it be a reasonable and rational choice. It does not mean that the only decision permitted is one that OAL or a court would make if they were making the initial decision. It does not negate the function of an agency to choose between two conflicting, supportable views.*

*"The proposed standard requires the assessment to determine necessity to be made taking into account the totality of the record. That means the standard is not satisfied simply by isolating those facts that support the conclusion of the agency. Whatever in the record that refutes the supporting evidence or that fairly detracts from the agency's conclusion must also be taken into account. In other words, the supporting evidence must still be substantial when viewed in light of the entire record." (California, Assembly Daily Journal, 208th Sess. 13, 663-34 (1982).)*

## CITATIONS

*Armistead v. State Personnel Board* (1978) 22 Cal.3d 198, 149 Cal.Rptr.1

*Engelmann v. State Bd. of Education* (1991) 2 Cal.App.4<sup>th</sup> 47, 3 Cal.Rptr.2d 264

*Grier v. Kizer* (1990) 219 Cal.App.3d 422, 268 Cal.Rptr. 244

*Poshman v. Dumke* (1973) 31 Cal.App.3d 932, 107 Cal.Rptr. 596

*Roth v. Dept. of Veteran Affairs* (1980) 110 Cal.App.3d 622, 167 Cal.Rptr. 552

*State Water Resources Control Board v. OAL* (1993) 12 Cal.App.4<sup>th</sup> 697, 16 Cal.Rptr.2d 25

*Stoneham v. Rushen (Stoneham I)* (1982) 137 Cal.App.3d 729, 188 Cal.Rptr. 130

*Yamaha v. State Board of Equalization* (1998) 19 Cal.4<sup>th</sup> 1, 78 Cal.Rptr.2d